



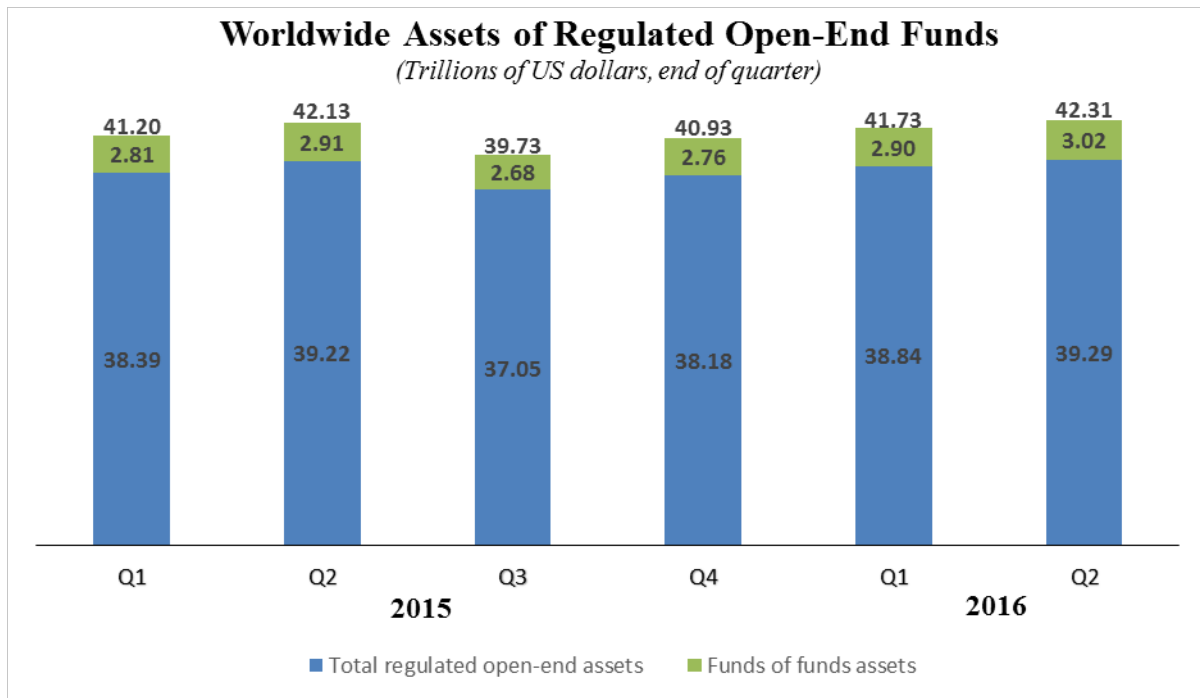
**FOR IMMEDIATE RELEASE**

Media Contact: Ralf Hensel (416) 309-2314  
Data Contact: Nick Rodriguez (202) 326-5946

## WORLDWIDE REGULATED OPEN-END FUND ASSETS AND FLOWS Second Quarter 2016

**TORONTO, CANADA, September 20, 2016** - Worldwide regulated open-end fund assets increased 1.2 percent to \$39.29 trillion at the end of the second quarter of 2016, excluding funds of funds. Worldwide net cash inflow to all funds was \$210 billion in the second quarter, compared with \$145 billion of net inflows in the first quarter of 2016.

The Investment Company Institute compiles worldwide open-end fund statistics on behalf of the International Investment Funds Association, the organization of national fund associations. The collection for the second quarter of 2016 contains statistics from 46 countries.



Note: Regulated open-end funds include mutual funds, exchange-traded funds, and institutional funds.

The growth rate of total regulated open-end fund assets reported in US dollars was decreased by US dollar appreciation over the second quarter of 2016. For example, on a US dollar - denominated basis, fund assets in Europe decreased by 0.7 percent in the second quarter, compared with an increase of 1.9 percent on a euro-denominated basis.

## Net Assets of Worldwide Regulated Open-End Funds

Billions of US dollars

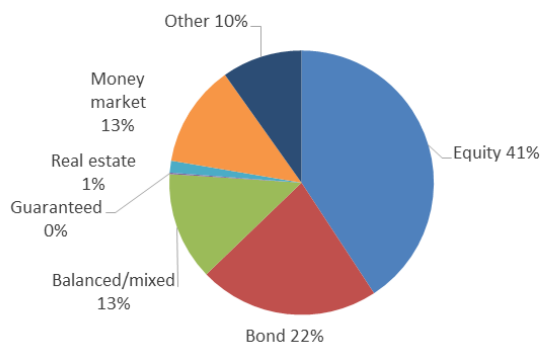
	2015				2016	
	Q1	Q2	Q3	Q4	Q1	Q2
All funds*	38,388	39,224	37,047	38,177	38,839	39,288
Long-term	33,840	34,640	32,204	33,105	33,776	34,293
Equity	16,846	17,003	15,375	16,188	16,160	16,297
Bond	8,395	8,480	8,187	8,112	8,487	8,807
Balanced/Mixed	5,049	5,425	5,053	5,166	5,229	5,295
Guaranteed	96	86	79	74	73	70
Real Estate	491	523	525	532	563	582
Other	2,962	3,122	2,985	3,032	3,264	3,242
Money market	4,548	4,584	4,843	5,072	5,063	4,996
<b>Memo items included above:</b>						
ETFs	2,586	2,667	2,560	2,744	2,814	2,877
Institutional	3,081	3,173	3,121	3,178	3,395	3,543

\*Excludes Funds of Funds where possible

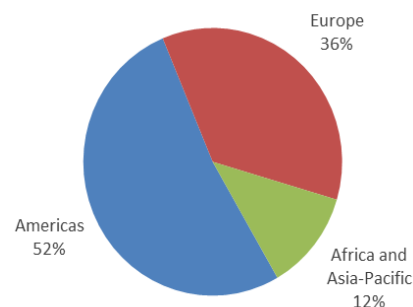
On a US dollar-denominated basis, equity fund assets increased by 0.8 percent to \$16.30 trillion at the end of the second quarter of 2016. Bond fund assets increased by 3.8 percent to \$8.81 trillion in the second quarter. Balanced/mixed fund assets increased by 1.3 percent to \$5.30 trillion in the second quarter, while money market fund assets decreased by 1.3 percent globally to \$5.00 trillion.

## Percentage of Worldwide Regulated Open-End Fund Assets

By type of fund, 2016:Q2



By region, 2016:Q2



At the end of the second quarter of 2016, 41 percent of worldwide regulated open-end fund assets were held in equity funds. The asset share of bond funds was 22 percent and the asset share of balanced/mixed funds was 13 percent. Money market fund assets represented 13 percent of the worldwide total.

By region, 52 percent of worldwide assets were in the Americas in the second quarter of 2016, 36 percent were in Europe, and 12 percent were in Africa and the Asia-Pacific regions.

## Net Sales of Worldwide Regulated Open-End Funds

*Billions of US dollars*

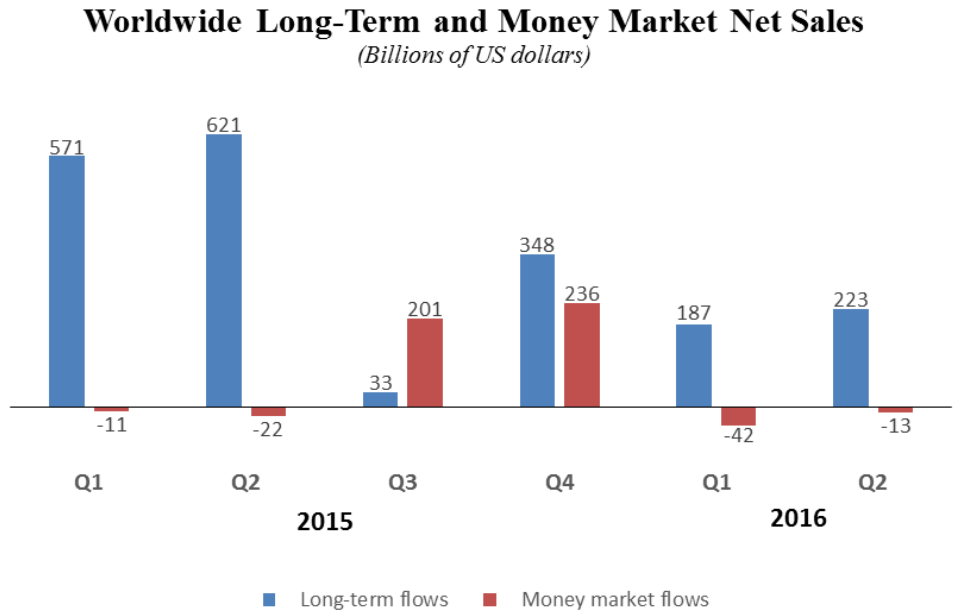
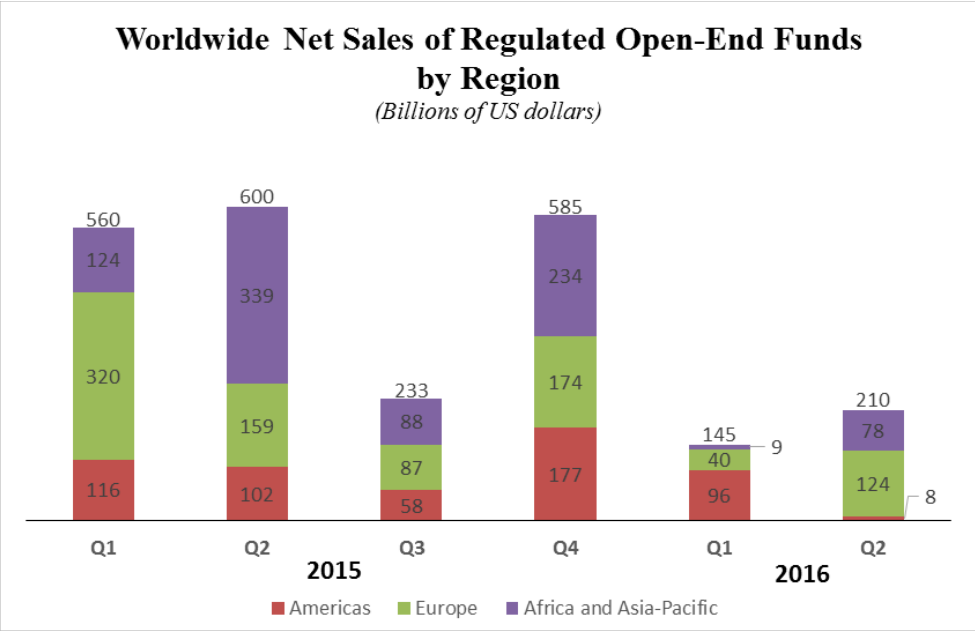
	2015				2016	
	Q1	Q2	Q3	Q4	Q1	Q2
All funds	560	600	233	585	145	210
Long-term	571	621	33	348	187	223
Equity	144	119	81	181	53	-19
Bond	198	117	-19	38	80	146
Balanced/Mixed	189	330	-59	87	17	45
Guaranteed	-6	-8	-4	-2	-2	0
Real Estate	4	7	6	10	10	8
Other	41	57	28	35	29	42
Money market	-11	-22	201	236	-42	-13
<b>Memo Items Included Above:</b>						
ETFs	83	48	89	105	63	42
Institutional	88	68	80	91	57	67

Note: Forty-three countries reported data in Q1 2016 and Q2 2016; 44 countries reported data from 2015:Q1 through 2015:Q4. Assets of reporting countries represented 96 percent of assets of all countries at the end of 2016:Q2. Net sales are new sales plus reinvested dividends less redemptions plus net exchanges. Components may not add to the total because of rounding or unclassified funds. Funds of funds excluded where possible.

Net sales of regulated open-end funds worldwide were \$210 billion in the second quarter of 2016. Flows out of equity funds worldwide were \$19 billion in the second quarter, after experiencing \$53 billion of net inflows in the first quarter of 2016.

Globally, bond funds posted an inflow of \$146 billion in the second quarter of 2016, after recording an inflow of \$80 billion in the first quarter.

Inflows from balanced/mixed funds worldwide totaled \$45 billion in the second quarter of 2016, compared with \$17 billion of inflows in the first quarter of 2016.



Money market funds worldwide experienced an outflow of \$13 billion in the second quarter of 2016 after registering an outflow of \$42 billion in the first quarter of 2016.

- End -

# Worldwide Public Tables, 2016:Q2

## Table of Contents

U.S. dollars

---

### REGIONAL SUMMARY BY TYPE OF FUND

---

Worldwide Total Net Assets, Net Sales and Number of Funds Excluding and Including Funds of Funds	Table 1
--	---------

---

### TABLES EXCLUDING FUNDS OF FUNDS

---

Total Net Assets by Type of Fund	Table 2
Total Net Sales by Type of Fund	Table 3
Number of Funds by Type of Fund	Table 4
Total Net Assets Time Series	Table 5
Total Net Sales Time Series	Table 6
Number of Funds Time Series	Table 7

---

### TABLES INCLUDING FUNDS OF FUNDS

---

Total Net Assets by Type of Fund	Table 8
Total Net Sales by Type of Fund	Table 9
Number of Funds by Type of Fund	Table 10
Total Net Assets Time Series	Table 11
Total Net Sales Time Series	Table 12
Number of Funds Time Series	Table 13

Table 1  
REGIONAL SUMMARY BY TYPE OF FUND, 2016:Q2

**DATA EXCLUDING FUNDS OF FUNDS**

REGION	TOTAL	Equity	Bond	Balanced/ Mixed	Money Market	Guaranteed/ Protected	Real Estate	Other Funds	Memo	
									ETFs	Institutional Funds
<b>TOTAL NET ASSETS</b> (Millions of U.S. dollars, end of quarter)										
World	39,288,395	16,296,667	8,807,156	5,295,352	4,995,646	69,655	581,870	3,242,043	2,877,202	3,542,697
Americas	20,270,300	10,323,753	4,797,125	2,110,200	2,857,628	1,108	18,342	162,142	2,230,415	376,856
Europe	13,978,368	3,746,620	3,484,760	2,757,787	1,312,379	68,012	522,544	2,086,266	399,226	2,524,584
Asia and Pacific	4,906,883	2,194,816	521,582	360,279	806,923	535	35,660	987,084	247,561	641,257
Africa	132,844	31,478	3,689	67,086	18,716		5,324	6,551		

**TOTAL NET SALES** (Millions of U.S. dollars, quarterly)

World	209,964	-18,883	146,499	44,710	-12,654	288	8,378	41,622	42,324	67,198
Americas	7,662	-34,465	82,039	11,598	-59,256	-36		7,780	30,629	1,167
Europe	124,161	-15,883	52,593	24,664	31,130	331	3,663	27,662	9,878	36,169
Asia and Pacific	75,892	31,347	11,711	7,531	14,769	-7	4,677	5,863	1,817	29,862
Africa	2,249	118	156	917	703		38	317		

**TOTAL NUMBER OF FUNDS** (end of quarter)

World	108,044	34,810	18,401	25,260	2,690	1,569	2,675	16,373	2,911	17,351
Americas	25,555	9,671	5,686	7,073	1,083	49	256	1,737	1,689	2,674
Europe	53,205	11,662	8,699	13,119	947	1,505	1,568	9,439	609	10,261
Asia and Pacific	27,881	13,122	3,965	4,248	615	15	781	5,135	613	4,416
Africa	1,403	355	51	820	45		70	62		

**DATA INCLUDING FUNDS OF FUNDS**

REGION	TOTAL	Equity	Bond	Balanced/ Mixed	Other				Memo	
					Money Market	Guaranteed/ Protected	Real Estate	Other Funds	ETFs	Institutional Funds
<b>TOTAL NET ASSETS</b> (Millions of U.S. dollars, end of quarter)										
World	42,307,048	16,510,379	9,250,892	7,616,638	4,995,646	69,655	581,870	3,280,861	2,877,202	3,542,697
Americas	22,910,648	10,492,908	5,200,001	4,174,306	2,857,628	1,108	18,342	166,351	2,230,415	376,856
Europe	14,315,210	3,785,742	3,524,064	2,993,873	1,312,379	68,012	522,544	2,108,600	399,226	2,524,584
Asia and Pacific	4,923,968	2,195,078	522,952	362,785	806,923	535	35,660	998,927	247,561	641,257
Africa	157,222	36,651	3,875	85,674	18,716		5,324	6,983		

**TOTAL NET SALES** (Millions of U. S. dollars, quarterly)

World	232,490	-19,245	147,096	65,405	-12,654	288	8,378	43,263	42,324	67,198
Americas	25,304	-34,651	82,226	29,253	-59,256	-36		7,765	30,629	1,167
Europe	128,207	-16,107	52,989	27,233	31,130	331	3,663	28,968	9,878	36,169
Asia and Pacific	76,293	31,337	11,722	7,652	14,769	-7	4,677	6,187	1,817	29,862
Africa	2,686	176	159	1,267	703		38	343		

**TOTAL NUMBER OF FUNDS** (end of quarter)

World	119,120	36,145	19,754	32,350	2,690	1,569	2,675	17,599	2,911	17,351
Americas	33,241	10,612	6,860	12,542	1,083	49	256	1,837	1,689	2,674
Europe	55,201	11,998	8,846	14,362	947	1,505	1,568	9,709	609	10,261
Asia and Pacific	28,861	13,134	3,992	4,278	615	15	781	5,976	613	4,416
Africa	1,817	401	56	1,168	45		70	77		

Note: All funds are open-ended in that they have shares that are redeemable, substantively regulated and domiciled in the reporting country. New Zealand and Trinidad and Tobago include home-and-foreign domiciled funds. Croatia, France, Ireland, Japan, Luxembourg, Netherlands, Norway, Slovakia, and Turkey cannot exclude funds of funds. ETFs and Institutional Funds are included in the Totals and underlying categories. An entry shown as zero indicates an amount that is between \$-0.499 million and \$0.499 million.

Table 2

## TOTAL NET ASSETS

## EXCLUDING FUNDS OF FUNDS BY TYPE OF FUND, 2016:Q2

Millions of U.S. dollars, end of quarter

	TOTAL	Equity	Bond	Balanced/ Mixed	Money Market	Guaranteed/ Protected	Real Estate	Other Funds	Memo	
									ETFs	Institutional Funds
<b>World</b>	<b>39,288,395</b>	<b>16,296,667</b>	<b>8,807,156</b>	<b>5,295,352</b>	<b>4,995,646</b>	<b>69,655</b>	<b>581,870</b>	<b>3,242,043</b>	<b>2,877,202</b>	<b>3,542,697</b>
<b>Americas</b>	<b>20,270,300</b>	<b>10,323,753</b>	<b>4,797,125</b>	<b>2,110,200</b>	<b>2,857,628</b>	<b>1,108</b>	<b>18,342</b>	<b>162,142</b>	<b>2,230,415</b>	<b>376,856</b>
Argentina	16,512	510	9,697	3,954	2,351					
Brazil	984,352	48,351	575,088	195,732	70,785	1,108	18,342	74,944	1,080	376,854
Canada	980,303	311,312	130,381	510,085	18,561			9,964		
Chile	42,480	1,926	17,266	6,621	16,064			603	40	
Costa Rica	2,513	11	224		2,278					
Mexico	107,104	10,733	27,493	13,451	55,426					
Trinidad & Tobago	6,814	42	5,707	1,065						2
United States	18,130,222	9,950,868	4,031,269	1,379,292	2,692,163			76,631	2,229,295	
<b>Europe</b>	<b>13,978,368</b>	<b>3,746,620</b>	<b>3,484,760</b>	<b>2,757,787</b>	<b>1,312,379</b>	<b>68,012</b>	<b>522,544</b>	<b>2,086,266</b>	<b>399,226</b>	<b>2,524,584</b>
Austria	155,330	18,015	76,094	48,528	100	2,114	6,909	3,572		85,289
Belgium	88,424	28,846	10,238	3,943	16,131	11,020		18,245	254	
Bulgaria	482	89	73	266	45			10		
Croatia	2,262	219	325	111	1,513			92		
Czech Republic	8,482	1,202	3,066	3,568	28	14	604			
Denmark	112,487	46,072	59,131	7,203	49			33		
Finland	89,806	34,080	37,545	11,083	4,240	117	31	2,712	201	
France	1,866,100	306,820	278,929	344,004	359,942	28,039	114,906	433,459		
Germany	1,916,532	265,217	509,975	861,363	8,885	190	161,262	109,639	46,320	1,541,398
Greece	4,117	833	1,411	1,150	571			152	27	
Hungary	14,570	606	4,469	616	3,789	360	2,208	2,522	12	746
Ireland	2,128,143	522,990	428,890	102,872	510,328		12,468	550,596	272,834	447,114
Italy	203,272	19,822	51,721	30,475	6,041	453		94,762		7,416
Liechtenstein	44,616	8,940	9,606	15,889	2,907		6	7,268		3
Luxembourg	3,843,406	1,119,389	1,198,490	847,456	312,963		53,575	311,533	70,510	442,429
Malta	3,475	414	1,289	953	92		27	702		137
Netherlands	781,512	289,388	303,528	19,063			94,601	74,932	1,943	
Norway	109,576	50,210	41,597	6,637	10,076			1,056		
Poland	31,064	5,666	8,183	8,115	8,626			472		
Portugal	21,247	1,035	1,231	629	2,938	236	12,021	3,156		
Romania	5,172	75	2,635	120	26	136		2,181		
Slovakia	6,205	374	1,735	2,496	570		1,030			52
Slovenia	2,445	1,444	187	741	73					
Spain	276,642	42,375	83,114	104,474	10,041	24,170		12,466	325	
Sweden	271,782	169,289	20,521	55,901	21,445			4,625	2,464	
Switzerland	485,510	149,952	147,277	134,857	20,222		33,202		4,274	
Turkey	13,729	443	6,974	1,294	4,136	82		799	62	
United Kingdom	1,491,980	662,815	196,526	143,980	6,602	1,081	29,694	451,282		
<b>Asia and Pacific</b>	<b>4,906,883</b>	<b>2,194,816</b>	<b>521,582</b>	<b>360,279</b>	<b>806,923</b>	<b>535</b>	<b>35,660</b>	<b>987,084</b>	<b>247,561</b>	<b>641,257</b>
Australia	1,597,258	628,806	87,794					880,658		
China	1,154,330	100,101	122,389	286,359	631,909			13,571	70,053	
India	177,378	53,782	68,073	6,811	36,153			12,560	3,821	
Japan	1,475,209	1,326,109	139,919		9,181				144,906	641,257
Korea, Rep. of	382,169	61,093	90,464	33,475	93,349		34,802	68,986	20,372	
New Zealand	46,360	5,616	4,133	29,696	4,642			2,271		
Pakistan	4,155	1,695	83	315	1,832	44		186		
Philippines	5,357	2,128	2,176	846	206				21	
Taiwan	64,667	15,486	6,551	2,777	29,651	491	858	8,852	8,388	
<b>Africa</b>	<b>132,844</b>	<b>31,478</b>	<b>3,689</b>	<b>67,086</b>	<b>18,716</b>		<b>5,324</b>	<b>6,551</b>		
South Africa	132,844	31,478	3,689	67,086	18,716		5,324	6,551		

Note: Components may not sum to total because of rounding or missing components. ETFs and Institutional Funds are included in the Totals and underlying categories. Croatia, France, Ireland, Japan, Luxembourg, Netherlands, Norway, Slovakia, and Turkey cannot exclude funds of funds. New Zealand and Trinidad and Tobago include home-and-foreign domiciled funds. An entry shown as zero indicates an amount that is less than 0.500 million.

Table 3

## TOTAL NET SALES

## EXCLUDING FUNDS OF FUNDS BY TYPE OF FUND, 2016:Q2

Millions of U.S. dollars, quarterly

	TOTAL	Equity	Bond	Balanced/ Mixed	Money Market	Guaranteed/ Protected	Real Estate	Other Funds	Memo	
									ETFs	Institutional Funds
<b>World</b>	<b>209,964</b>	<b>-18,883</b>	<b>146,499</b>	<b>44,710</b>	<b>-12,654</b>	<b>288</b>	<b>8,378</b>	<b>41,622</b>	<b>42,324</b>	<b>67,198</b>
<b>Americas</b>	<b>7,662</b>	<b>-34,465</b>	<b>82,039</b>	<b>11,598</b>	<b>-59,256</b>	<b>-36</b>		<b>7,780</b>	<b>30,629</b>	<b>1,167</b>
Argentina	1,660	-16	1,264	690	-279					
Brazil	1,246	-746	-1,510	3,244	-68	-36		361	-197	1,169
Canada	8,635	-24	3,354	5,697	-680			287		
Chile	1,342	-183	1,144	85	283			13	1	
Costa Rica										
Mexico	3,967	-457	1,925	233	2,267					
Trinidad & Tobago	-31	-1	-9	-20						-2
United States	-9,157	-33,038	75,871	1,669	-60,779			7,119	30,825	
<b>Europe</b>	<b>124,161</b>	<b>-15,883</b>	<b>52,593</b>	<b>24,664</b>	<b>31,130</b>	<b>331</b>	<b>3,663</b>	<b>27,662</b>	<b>9,878</b>	<b>36,169</b>
Austria	366	-115	-402	649	2	-122	324	29		-167
Belgium										
Bulgaria	29	8		21	1					
Croatia	230	-11	109	-8	152			-13		
Czech Republic	202	17	3	142			40			
Denmark	2,226	360	1,609	258	2			-3		
Finland	442	-1,125	1,267	63	120	-6	1	121		
France	-12,873	-3,049	678	-226	-9,824	-452				
Germany	25,126	1,804	4,868	7,467	-1,493	11	3,416	9,051	-1,472	22,068
Greece	-25	-15	5	-30	19			-3	1	
Hungary	-283	8	-6	12	-454	-37	158	36		117
Ireland	64,503	8,011	14,435	2,919	34,021		723	4,396	10,896	3,952
Italy	2,339	-657	246	6,031	-369	-95		-2,816		130
Liechtenstein	-295	-254	68	82	-217			27		-1
Luxembourg	34,040	-12,780	20,225	10,228	7,583		2,000	6,784		10,071
Malta	79	-5	52	56	-26		8	-7		-2
Netherlands	6,345	2,942	-1,602	128			652	4,227	475	
Norway	1,087	-507	889	-63	795			-27		
Poland	-273	-272	97	-83	-114			100		
Portugal	-675	-35	-288	-19	-330	-37		33		
Romania	-31	-2	-55	-8	-2	-5		40		
Slovakia	-38	-5	-37	35	-85		53			1
Slovenia		-11	14	-1						
Spain	2,973	-418	3,375	-1,338	131	1,185		38	-26	
Sweden	178	1,011	1	320	-1,090			-64	-19	
Switzerland	6,888	116	6,985	-1,506	1,068		225		11	
Turkey	637	19	361	72	72	11		100	12	
United Kingdom	-9,036	-10,918	-304	-537	1,168	-122	-3,937	5,613		
<b>Asia and Pacific</b>	<b>75,892</b>	<b>31,347</b>	<b>11,711</b>	<b>7,531</b>	<b>14,769</b>	<b>-7</b>	<b>4,677</b>	<b>5,863</b>	<b>1,817</b>	<b>29,862</b>
Australia										
China	22,722	-397	5,443	6,808	9,307			1,560	-1,991	
India	13,955	1,258	6,201	559	5,687			251	242	
Japan	21,449	33,289	-8,795		-3,045				2,653	29,862
Korea, Rep. of	15,836	-2,533	8,337	-281	2,643		4,400	3,270	44	
New Zealand	906	-37	394	438	129			-18		
Pakistan	-215	37	-3	39	-304			16		
Philippines	14	-49	66	-24	21				-4	
Taiwan	1,225	-221	68	-8	331	-7	277	784	873	
<b>Africa</b>	<b>2,249</b>	<b>118</b>	<b>156</b>	<b>917</b>	<b>703</b>		<b>38</b>	<b>317</b>		
South Africa	2,249	118	156	917	703		38	317		

Note: Components may not sum to total because of rounding or missing components. ETFs and Institutional Funds are included in the Totals and underlying categories. Croatia, France, Ireland, Japan, Luxembourg, Netherlands, Norway, Slovakia, and Turkey cannot exclude funds of funds. New Zealand and Trinidad and Tobago include home-and-foreign domiciled funds. An entry shown as zero indicates an amount that is between \$-0.499 million and \$0.499 million.



Table 4

## NUMBER OF FUNDS

## EXCLUDING FUNDS OF FUNDS BY TYPE OF FUND, 2016:Q2

End of quarter

	TOTAL	Equity	Bond	Balanced/ Mixed	Money Market	Guaranteed/ Protected	Real Estate	Other Funds	Memo	
									ETFs	Institutional Funds
<b>World</b>	<b>108,044</b>	<b>34,810</b>	<b>18,401</b>	<b>25,260</b>	<b>2,690</b>	<b>1,569</b>	<b>2,675</b>	<b>16,373</b>	<b>2,911</b>	<b>17,351</b>
<b>Americas</b>	<b>25,555</b>	<b>9,671</b>	<b>5,686</b>	<b>7,073</b>	<b>1,083</b>	<b>49</b>	<b>256</b>	<b>1,737</b>	<b>1,689</b>	<b>2,674</b>
Argentina	366	50	165	120	31					
Brazil	9,057	1,220	1,836	4,206	97	49	256	1,393	14	2,673
Canada	3,275	1,614	445	935	100			181		
Chile	2,452	573	575	977	249			78	1	
Costa Rica	64	2	16		46					
Mexico	508	136	177	79	116					
Trinidad & Tobago	44	11	19	14						1
United States	9,789	6,065	2,453	742	444			85	1,674	
<b>Europe</b>	<b>53,205</b>	<b>11,662</b>	<b>8,699</b>	<b>13,119</b>	<b>947</b>	<b>1,505</b>	<b>1,568</b>	<b>9,439</b>	<b>609</b>	<b>10,261</b>
Austria	1,583	262	549	663	3	48	10	48		836
Belgium	1,101	287	85	48	13	645		23	1	
Bulgaria	108	32	8	54	8			6		
Croatia	85	26	12	8	20			19		
Czech Republic	131	24	35	64	2	3	3			
Denmark	554	292	198	62	1			1		
Finland	371	196	89	45	11	4	1	25	3	
France	11,051	1,811	1,187	3,034	242	373	440	3,964		
Germany	5,629	724	1,025	3,130	20	1	339	390	106	3,804
Greece	135	50	34	29	17			5	4	
Hungary	318	52	52	48	46	34	8	78	1	32
Ireland	6,266									2,067
Italy	718	96	185	88	12	29		308		65
Liechtenstein	1,223	329	217	202	28		2	445		2
Luxembourg	14,208	3,787	3,076	4,117	276		322	2,630	437	3,420
Malta	122	26	23	20	2		6	45		31
Netherlands	1,030	369	262	109			123	167	14	
Norway	691	396	160	65	40			30		
Poland	415	145	83	108	55			24		
Portugal	383	48	25	27	6	5	239	33		
Romania	76	15	12	25	1	2		21	1	
Slovakia	89	9	26	44	4		6			4
Slovenia	112	74	9	24	5					
Spain	2,290	769	650	371	40	335		125	2	
Sweden	472	290	64	78	27			13	10	
Switzerland	863	392	260	159	18		34		20	
Turkey	390	63	99	91	28	15		94	10	
United Kingdom	2,791	1,098	274	406	22	11	35	945		
<b>Asia and Pacific</b>	<b>27,881</b>	<b>13,122</b>	<b>3,965</b>	<b>4,248</b>	<b>615</b>	<b>15</b>	<b>781</b>	<b>5,135</b>	<b>613</b>	<b>4,416</b>
Australia										
China	2,909	615	550	1,400	234			110	132	
India	800	317	259	28	52			144	61	
Japan	10,345	9,685	655		5				152	4,416
Korea, Rep. of	12,389	1,938	2,312	2,486	144		766	4,743	220	
New Zealand	586	178	72	237	42			57		
Pakistan	168	37	1	29	76	5		20		
Philippines	57	18	23	13	3				1	
Taiwan	627	334	93	55	59	10	15	61	47	
<b>Africa</b>	<b>1,403</b>	<b>355</b>	<b>51</b>	<b>820</b>	<b>45</b>		<b>70</b>	<b>62</b>		
South Africa	1,403	355	51	820	45		70	62		

Note: Components may not sum to total because of missing components. ETFs and Institutional Funds are included in the Totals and underlying categories. Croatia, France, Ireland, Japan, Luxembourg, Netherlands, Norway, Slovakia, and Turkey cannot exclude funds of funds. New Zealand and Trinidad and Tobago include home-and-foreign domiciled funds.

Table 5

**TOTAL NET ASSETS EXCLUDING FUNDS OF FUNDS**

Millions of U.S. dollars

	2015				2016	
	Q1	Q2	Q3	Q4	Q1	Q2
<b>World</b>	<b>38,387,848</b>	<b>39,223,781</b>	<b>37,047,080</b>	<b>38,176,960</b>	<b>38,839,140</b>	<b>39,288,395</b>
<b>Americas</b>	<b>20,230,843</b>	<b>20,306,103</b>	<b>19,035,869</b>	<b>19,557,328</b>	<b>19,850,887</b>	<b>20,270,300</b>
Argentina	17,389	18,750	19,475	16,435	14,173	16,512
Brazil	854,262	911,083	731,425	743,530	853,268	984,352
Canada	961,557	975,099	896,639	889,610	949,089	980,303
Chile	41,658	41,207	39,615	39,898	40,529	42,480
Costa Rica	2,234	2,938	2,757	2,533	2,771	2,513
Mexico	118,930	118,217	109,831	105,940	108,484	107,104
Trinidad & Tobago	7,214	7,237	7,141	6,983	6,872	6,814
United States	18,227,599	18,231,572	17,228,986	17,752,399	17,875,701	18,130,222
<b>Europe</b>	<b>13,774,670</b>	<b>14,163,529</b>	<b>13,591,927</b>	<b>13,758,760</b>	<b>14,072,966</b>	<b>13,978,368</b>
Austria	155,321	157,024	153,924	151,199	157,303	155,330
Belgium	94,215	90,499	89,445	92,115	95,333	88,424
Bulgaria	468	484	459	440	463	482
Croatia	1,892	2,174	1,965	1,975	2,129	2,262
Czech Republic	6,720	7,371	7,505	7,812	8,471	8,482
Denmark	116,626	120,394	115,663	116,672	115,213	112,487
Finland	85,569	90,993	86,674	88,351	90,630	89,806
France	1,845,198	1,897,107	1,856,819	1,832,073	1,897,833	1,866,100
Germany	1,806,152	1,831,708	1,794,297	1,799,754	1,916,787	1,916,532
Greece	4,326	4,364	4,426	4,292	4,223	4,117
Hungary	14,705	14,831	14,976	14,825	15,314	14,570
Ireland	2,039,737	2,078,220	1,994,385	2,067,251	2,084,262	2,128,143
Italy	208,203	213,618	210,885	207,867	206,630	203,272
Liechtenstein	45,900	47,555	45,102	44,938	44,847	44,616
Luxembourg	3,792,138	3,946,461	3,771,855	3,817,201	3,865,667	3,843,406
Malta	3,714	3,817	3,802	3,808	3,487	3,475
Netherlands	768,521	760,439	723,984	729,096	769,493	781,512
Norway	112,780	114,714	104,095	102,526	108,595	109,576
Poland	34,740	35,061	33,879	32,286	33,853	31,064
Portugal	22,158	22,226	21,669	22,270	22,481	21,247
Romania	4,795	4,984	4,961	5,038	5,351	5,172
Slovakia	6,028	6,323	6,274	6,202	6,345	6,205
Slovenia	2,550	2,621	2,395	2,448	2,458	2,445
Spain	268,019	281,895	276,379	274,715	281,945	276,642
Sweden	280,436	285,184	264,752	279,977	283,357	271,782
Switzerland	448,042	466,532	444,691	457,162	470,802	485,510
Turkey	14,476	14,364	12,856	12,887	13,210	13,729
United Kingdom	1,591,241	1,662,566	1,543,810	1,583,580	1,566,484	1,491,980
<b>Asia and Pacific</b>	<b>4,236,064</b>	<b>4,607,793</b>	<b>4,289,155</b>	<b>4,738,804</b>	<b>4,785,268</b>	<b>4,906,883</b>
Australia	1,576,936	1,587,590	1,427,398	1,521,313	1,584,458	1,597,258
China	820,036	1,120,341	1,027,548	1,263,130	1,167,022	1,154,330
India	145,236	160,841	157,689	168,186	158,768	177,378
Japan	1,232,273	1,263,242	1,249,705	1,328,634	1,386,070	1,475,209
Korea, Rep. of	350,805	363,090	323,331	343,293	372,743	382,169
New Zealand	41,401	38,956	37,297	41,908	43,465	46,360
Pakistan	4,303	3,903	4,023	4,164	4,277	4,155
Philippines	5,497	5,331	4,937	5,029	5,276	5,357
Taiwan	59,577	64,499	57,227	63,147	63,189	64,667
<b>Africa</b>	<b>146,271</b>	<b>146,356</b>	<b>130,129</b>	<b>122,068</b>	<b>130,019</b>	<b>132,844</b>
South Africa	146,271	146,356	130,129	122,068	130,019	132,844

Note: New Zealand and Trinidad and Tobago include home-and-foreign domiciled funds. Croatia, France, Ireland, Japan, Luxembourg, Netherlands, Norway, Slovakia, and Turkey cannot exclude funds of funds. ETFs and Institutional funds are included in the totals. An entry shown as zero is less than .500 million.

Table 6

**TOTAL NET SALES EXCLUDING FUNDS OF FUNDS**

Millions of U.S. dollars

	2015				2016	
	Q1	Q2	Q3	Q4	Q1	Q2
<b>World</b>	<b>560,203</b>	<b>599,673</b>	<b>233,292</b>	<b>584,608</b>	<b>144,632</b>	<b>209,964</b>
<b>Americas</b>	<b>116,001</b>	<b>101,856</b>	<b>58,185</b>	<b>177,445</b>	<b>95,564</b>	<b>7,662</b>
Argentina	1,381	1,238	783	1,019	-1,106	1,660
Brazil	7,583	11,155	-370	-4,837	8,886	1,246
Canada	24,905	16,907	10,506	29,920	12,907	8,635
Chile	-1,839	117	1,722	983	-1,745	1,342
Costa Rica	117	706	-175	-221		
Mexico	2,481	2,012	-239	-5,480	1,466	3,967
Trinidad & Tobago	42	57	-53	-69	-5	-31
United States	81,331	69,664	46,011	156,130	75,161	-9,157
<b>Europe</b>	<b>320,156</b>	<b>159,177</b>	<b>86,914</b>	<b>173,557</b>	<b>40,015</b>	<b>124,161</b>
Austria	2,218	412	253	315	-1,342	366
Belgium						
Bulgaria	26	3	-18	-11	6	29
Croatia	24	64	57	104	45	230
Czech Republic	366	401	285	374	225	202
Denmark	1,562	4,046	733	610	17	2,226
Finland	3,373	4,076	72	367	-370	442
France	29,392	-552	3,224	-7,119	18,972	-12,873
Germany	56,257	27,299	25,282	40,945	31,272	25,126
Greece	-301	-23	-52	-68	-130	-25
Hungary	-86	-3	120	195	-366	-283
Ireland	57,801	-13,148	13,707	69,245	-1,796	64,503
Italy	6,829	2,918	1,027	565	-1,549	2,339
Liechtenstein	-61	800	570	-316	-960	-295
Luxembourg	147,950	109,378	33,757	40,788	-16,887	34,040
Malta	-524	99	112	46	-311	79
Netherlands	-12,266	-1,985	6,441	1,984	9,846	6,345
Norway	4,681	-808	618	-2,758	1,980	1,087
Poland	879	288	-327	-375	-225	-273
Portugal	-204	-424	-280	814	-254	-675
Romania	295	37	-114	160	1	-31
Slovakia	160	117	71	72	-115	-38
Slovenia	60	3	11	12	-17	0
Spain	14,516	8,588	1,292	2,470	-682	2,973
Sweden	3,254	821	48	4,013	-503	178
Switzerland	13,182	4,890	-1,203	14,867	6,224	6,888
Turkey	664	-189	-15	-620	-508	637
United Kingdom	-9,891	12,069	1,243	6,878	-2,558	-9,036
<b>Asia and Pacific</b>	<b>122,653</b>	<b>336,890</b>	<b>84,770</b>	<b>232,283</b>	<b>7,401</b>	<b>75,892</b>
Australia						
China	35,695	246,510	15,949	172,303	-27,651	22,722
India	5,221	17,808	-1,043	11,209	-6,682	13,955
Japan	63,436	58,542	64,775	46,652	24,120	21,449
Korea, Rep. of	17,559	11,306	3,582	-3,257	17,815	15,836
New Zealand	794	514	929	729	530	906
Pakistan	249	-548	231	0	98	-215
Philippines	181	29	2	115	27	14
Taiwan	-482	2,729	345	4,532	-856	1,225
<b>Africa</b>	<b>1,393</b>	<b>1,750</b>	<b>3,423</b>	<b>1,323</b>	<b>1,652</b>	<b>2,249</b>
South Africa	1,393	1,750	3,423	1,323	1,652	2,249

Note: New Zealand and Trinidad and Tobago include home-and-foreign domiciled funds. Croatia, France, Ireland, Japan, Luxembourg, Netherlands, Norway, Slovakia, and Turkey cannot exclude funds of funds. ETFs and Institutional funds are included in the totals. An entry shown as zero indicates an amount that is between \$-0.499 million and \$0.499 million.

Table 7

## NUMBER OF FUNDS EXCLUDING FUNDS OF FUNDS

	2015				2016	
	Q1	Q2	Q3	Q4	Q1	Q2
<b>World</b>	<b>102,975</b>	<b>104,293</b>	<b>104,961</b>	<b>106,190</b>	<b>106,794</b>	<b>108,044</b>
<b>Americas</b>	<b>24,631</b>	<b>24,902</b>	<b>25,031</b>	<b>25,230</b>	<b>25,347</b>	<b>25,555</b>
Argentina	314	325	342	346	357	366
Brazil	8,629	8,660	8,654	8,783	8,906	9,057
Canada	3,182	3,218	3,241	3,283	3,255	3,275
Chile	2,472	2,525	2,572	2,500	2,476	2,452
Costa Rica	65	66	66	65	63	64
Mexico	493	501	495	499	506	508
Trinidad & Tobago	44	44	44	44	44	44
United States	9,432	9,563	9,617	9,710	9,740	9,789
<b>Europe</b>	<b>52,483</b>	<b>52,677</b>	<b>52,790</b>	<b>53,123</b>	<b>53,151</b>	<b>53,205</b>
Austria	1,621	1,618	1,620	1,596	1,598	1,583
Belgium	1,215	1,193	1,164	1,164	1,164	1,101
Bulgaria	103	103	103	104	106	108
Croatia	84	82	83	85	85	85
Czech Republic	125	126	129	128	129	131
Denmark	525	546	543	555	571	554
Finland	378	373	365	371	373	371
France	11,268	11,227	11,110	11,122	11,050	11,051
Germany	5,550	5,547	5,589	5,604	5,625	5,629
Greece	140	140	140	139	136	135
Hungary	292	295	300	316	324	318
Ireland	5,897	6,007	6,060	6,201	6,242	6,266
Italy	682	697	708	713	696	718
Liechtenstein	1,124	1,118	1,150	1,184	1,190	1,223
Luxembourg	13,910	14,015	14,081	14,108	14,179	14,208
Malta	113	118	128	130	127	122
Netherlands	984	992	995	1,015	1,039	1,030
Norway	620	637	644	700	684	691
Poland	396	402	397	391	403	415
Portugal	408	397	398	399	390	383
Romania	69	73	71	74	74	76
Slovakia	88	88	87	88	88	89
Slovenia	109	109	109	109	111	112
Spain	2,269	2,255	2,246	2,238	2,255	2,290
Sweden	479	481	482	471	462	472
Switzerland	841	850	850	860	861	863
Turkey	401	383	390	387	400	390
United Kingdom	2,792	2,805	2,848	2,871	2,789	2,791
<b>Asia and Pacific</b>	<b>24,650</b>	<b>25,489</b>	<b>25,866</b>	<b>26,510</b>	<b>26,936</b>	<b>27,881</b>
Australia						
China	1,881	2,230	2,384	2,558	2,723	2,909
India	779	797	809	804	799	800
Japan	9,082	9,385	9,556	9,804	10,018	10,345
Korea, Rep. of	11,504	11,657	11,706	11,918	11,979	12,389
New Zealand	612	611	600	609	579	586
Pakistan	161	164	166	160	165	168
Philippines	53	55	55	55	55	57
Taiwan	578	590	590	602	618	627
<b>Africa</b>	<b>1,211</b>	<b>1,225</b>	<b>1,274</b>	<b>1,327</b>	<b>1,360</b>	<b>1,403</b>
South Africa	1,211	1,225	1,274	1,327	1,360	1,403

Note: New Zealand and Trinidad and Tobago include home-and-foreign domiciled funds. Croatia, France, Ireland, Japan, Luxembourg, Netherlands, Norway, Slovakia, and Turkey cannot exclude funds of funds. ETFs and Institutional funds are included in the totals.

Table 8

**TOTAL NET ASSETS**  
**INCLUDING FUNDS OF FUNDS BY TYPE OF FUND, 2016:Q2**

Millions of U.S. dollars, end of quarter

	TOTAL	Equity	Bond	Balanced/ Mixed	Other				Memo	
					Money Market	Guaranteed/ Protected	Real Estate	Other Funds	ETFs	Institutional Funds
<b>World</b>	<b>42,307,048</b>	<b>16,510,379</b>	<b>9,250,892</b>	<b>7,616,638</b>	<b>4,995,646</b>	<b>69,655</b>	<b>581,870</b>	<b>3,280,861</b>	<b>2,877,202</b>	<b>3,542,697</b>
<b>Americas</b>	<b>22,910,648</b>	<b>10,492,908</b>	<b>5,200,001</b>	<b>4,174,306</b>	<b>2,857,628</b>	<b>1,108</b>	<b>18,342</b>	<b>166,351</b>	<b>2,230,415</b>	<b>376,856</b>
Argentina	16,512	510	9,697	3,954	2,351					
Brazil	1,505,170	60,092	973,743	302,183	70,785	1,108	18,342	78,917	1,080	376,854
Canada	1,301,847	321,191	134,602	817,292	18,561			10,200		
Chile	42,480	1,926	17,266	6,621	16,064			603	40	
Costa Rica	2,516	11	224		2,278					
Mexico	112,125	10,905	27,493	18,301	55,426					
Trinidad & Tobago	6,814	42	5,707	1,065						2
United States	19,923,184	10,098,231	4,031,269	3,024,890	2,692,163			76,631	2,229,295	
<b>Europe</b>	<b>14,315,210</b>	<b>3,785,742</b>	<b>3,524,064</b>	<b>2,993,873</b>	<b>1,312,379</b>	<b>68,012</b>	<b>522,544</b>	<b>2,108,600</b>	<b>399,226</b>	<b>2,524,584</b>
Austria	187,060	24,509	78,065	71,613	100	2,114	6,909	3,752		85,289
Belgium	133,989	29,700	12,474	46,399	16,131	11,020		18,263	254	
Bulgaria	485	91	73	266	45			10		
Croatia	2,262	219	325	111	1,513			92		
Czech Republic	9,265	1,202	3,066	3,568	28	14	604	783		
Denmark	118,971	46,716	62,051	10,123	49			33		
Finland	107,891	37,445	42,874	20,474	4,240	117	31	2,712	201	
France	1,866,100	306,820	278,929	344,004	359,942	28,039	114,906	433,459		
Germany	2,003,612	270,097	510,252	940,262	8,885	190	161,262	112,663	46,320	1,541,398
Greece	4,611	1,049	1,490	1,349	571			152	27	
Hungary	17,637	914	4,577	2,625	3,789	360	2,208	3,165	12	746
Ireland	2,128,143	522,990	428,890	102,872	510,328		12,468	550,596	272,834	447,114
Italy	257,934	20,349	53,300	79,608	6,041	453		98,185		7,416
Liechtenstein	45,598	8,940	9,626	15,889	2,907		6	8,230		3
Luxembourg	3,843,406	1,119,389	1,198,490	847,456	312,963		53,575	311,533	70,510	442,429
Malta	3,485	414	1,289	953	92		27	712		137
Netherlands	781,512	289,388	303,528	19,063			94,601	74,932	1,943	
Norway	109,576	50,210	41,597	6,637	10,076			1,056		
Poland	32,397	6,139	8,366	8,476	8,626			789		
Portugal	23,998	1,035	1,253	2,758	2,938	236	12,021	3,758		
Romania	5,172	75	2,635	120	26	136		2,181	0	
Slovakia	6,205	374	1,735	2,496	570		1,030			52
Slovenia	2,513	1,507	187	747	73					
Spain	276,642	42,375	83,114	104,474	10,041	24,170		12,466	325	
Sweden	305,744	178,193	29,718	71,084	21,445			5,304	2,464	
Switzerland	505,020	151,878	160,691	138,195	20,222		33,202	833	4,274	
Turkey	13,729	443	6,974	1,294	4,136		82	799	62	
United Kingdom	1,522,253	673,281	198,495	150,957	6,602	1,081	29,694	462,142		
<b>Asia and Pacific</b>	<b>4,923,968</b>	<b>2,195,078</b>	<b>522,952</b>	<b>362,785</b>	<b>806,923</b>	<b>535</b>	<b>35,660</b>	<b>998,927</b>	<b>247,561</b>	<b>641,257</b>
Australia	1,597,258	628,806	87,794					880,658		
China	1,154,330	100,101	122,389	286,359	631,909			13,571	70,053	
India	178,483	53,782	68,073	6,811	36,153			12,560	3,821	
Japan	1,475,209	1,326,109	139,919		9,181				144,906	641,257
Korea, Rep. of	393,589	61,093	90,464	33,475	93,349		34,802	80,407	20,372	
New Zealand	46,360	5,616	4,133	29,696	4,642			2,271		
Pakistan	4,502	1,695	83	315	1,832	44		533		
Philippines	5,357	2,128	2,176	846	206				21	
Taiwan	68,880	15,748	7,921	5,283	29,651	491	858	8,927	8,388	
<b>Africa</b>	<b>157,222</b>	<b>36,651</b>	<b>3,875</b>	<b>85,674</b>	<b>18,716</b>		<b>5,324</b>	<b>6,983</b>		
South Africa	157,222	36,651	3,875	85,674	18,716		5,324	6,983		

Note: Components may not sum to total because of rounding or missing components. ETFs and Institutional Funds are included in the Totals and underlying categories. New Zealand and Trinidad and Tobago include home-and-foreign domiciled funds. An entry shown as zero indicates an amount that is less than 0.500 million.

Table 9

**TOTAL NET SALES**  
**INCLUDING FUNDS OF FUNDS BY TYPE OF FUND, 2016:Q2**

Millions of U.S. dollars, quarterly

	TOTAL	Equity	Bond	Balanced/ Mixed	Other				Memo	
					Money Market	Guaranteed/ Protected	Real Estate	Other Funds	ETFs	Institutional Funds
<b>World</b>	<b>232,490</b>	<b>-19,245</b>	<b>147,096</b>	<b>65,405</b>	<b>-12,654</b>	<b>288</b>	<b>8,378</b>	<b>43,263</b>	<b>42,324</b>	<b>67,198</b>
<b>Americas</b>	<b>25,304</b>	<b>-34,651</b>	<b>82,226</b>	<b>29,253</b>	<b>-59,256</b>	<b>-36</b>		<b>7,765</b>	<b>30,629</b>	<b>1,167</b>
Argentina	1,660	-16	1,264	690	-279					
Brazil	1,246	-746	-1,510	3,244	-68	-36		361	-197	1,169
Canada	15,018	116	3,541	11,768	-680			272		
Chile	1,342	-183	1,144	85	283			13	1	
Costa Rica										
Mexico	3,964	-466	1,925	238	2,267					
Trinidad & Tobago	-31	-1	-9	-20						-2
United States	2,105	-33,355	75,871	13,248	-60,779			7,119	30,825	
<b>Europe</b>	<b>128,207</b>	<b>-16,107</b>	<b>52,989</b>	<b>27,233</b>	<b>31,130</b>	<b>331</b>	<b>3,663</b>	<b>28,968</b>	<b>9,878</b>	<b>36,169</b>
Austria	410	-105	-421	692	2	-122	324	40		-167
Belgium										
Bulgaria	29	8	0	21	1			0		
Croatia	230	-11	109	-8	152			-13		
Czech Republic	240	17	3	142	0	0	40	38		
Denmark	2,454	408	1,661	385	2			-3		
Finland	535	-1,312	1,529	82	120	-6	1	121	0	
France	-12,873	-3,049	678	-226	-9,824	-452				
Germany	28,045	1,893	4,870	9,894	-1,493	11	3,416	9,451	-1,472	22,068
Greece	-37	-21	2	-34	19			-3	1	
Hungary	-333	-11	11	-48	-454	-37	158	49		117
Ireland	64,503	8,011	14,435	2,919	34,021		723	4,396	10,896	3,952
Italy	2,213	-682	251	5,925	-369	-95		-2,814		130
Liechtenstein	-336	-254	41	82	-217			12		-1
Luxembourg	34,040	-12,780	20,225	10,228	7,583		2,000	6,784		10,071
Malta	79	-5	52	56	-26		8	-7		-2
Netherlands	6,345	2,942	-1,602	128			652	4,227	475	
Norway	1,087	-507	889	-63	795			-27		
Poland	-331	-317	115	-93	-114			78		
Portugal	-790	-35	-288	-65	-330	-37		-36		
Romania	-31	-2	-55	-8	-2	-5		40	0	
Slovakia	-38	-5	-37	35	-85		53			1
Slovenia	3	-8	14	0	0					
Spain	2,973	-418	3,375	-1,338	131	1,185		38	-26	
Sweden	237	1,028	-95	445	-1,090			-51	-19	
Switzerland	6,827	89	7,064	-1,555	1,068		225	-63	11	
Turkey	637	19	361	72	72	11		100	12	
United Kingdom	-7,911	-11,000	-198	-435	1,168	-122	-3,937	6,611		
<b>Asia and Pacific</b>	<b>76,293</b>	<b>31,337</b>	<b>11,722</b>	<b>7,652</b>	<b>14,769</b>	<b>-7</b>	<b>4,677</b>	<b>6,187</b>	<b>1,817</b>	<b>29,862</b>
Australia										
China	22,722	-397	5,443	6,808	9,307			1,560	-1,991	
India	13,911	1,258	6,201	559	5,687			251	242	
Japan	21,449	33,289	-8,795		-3,045				2,653	29,862
Korea, Rep. of	16,137	-2,533	8,337	-281	2,643		4,400	3,571	44	
New Zealand	906	-37	394	438	129			-18		
Pakistan	-184	37	-3	39	-304	0		47		
Philippines	14	-49	66	-24	21				-4	
Taiwan	1,338	-231	79	113	331	-7	277	776	873	
<b>Africa</b>	<b>2,686</b>	<b>176</b>	<b>159</b>	<b>1,267</b>	<b>703</b>			<b>38</b>	<b>343</b>	
South Africa	2,686	176	159	1,267	703			38	343	

Note: Components may not sum to total because of rounding or missing components. ETFs and Institutional Funds are included in the Totals and underlying categories. New Zealand and Trinidad and Tobago include home-and-foreign domiciled funds. An entry shown as zero indicates an amount that is between \$-0.499 million and \$0.499 million.

Table 10

## NUMBER OF FUNDS

## INCLUDING FUNDS OF FUNDS BY TYPE OF FUND, 2016:Q2

End of quarter

	TOTAL	Equity	Bond	Balanced/ Mixed	Other				Memo	
					Money Market	Guaranteed/ Protected	Real Estate	Other Funds	ETFs	Institutional Funds
<b>World</b>	<b>119,120</b>	<b>36,145</b>	<b>19,754</b>	<b>32,350</b>	<b>2,690</b>	<b>1,569</b>	<b>2,675</b>	<b>17,599</b>	<b>2,911</b>	<b>17,351</b>
<b>Americas</b>	<b>33,241</b>	<b>10,612</b>	<b>6,860</b>	<b>12,542</b>	<b>1,083</b>	<b>49</b>	<b>256</b>	<b>1,837</b>	<b>1,689</b>	<b>2,674</b>
Argentina	366	50	165	120	31					
Brazil	14,615	1,865	2,989	7,879	97	49	256	1,480	14	2,673
Canada	3,907	1,718	466	1,429	100			194		
Chile	2,452	573	575	977	249			78	1	
Costa Rica	66	2	16		46					
Mexico	571	145	177	133	116					
Trinidad & Tobago	44	11	19	14						1
United States	11,220	6,248	2,453	1,990	444			85	1,674	
<b>Europe</b>	<b>55,201</b>	<b>11,998</b>	<b>8,846</b>	<b>14,362</b>	<b>947</b>	<b>1,505</b>	<b>1,568</b>	<b>9,709</b>	<b>609</b>	<b>10,261</b>
Austria	2,054	346	575	1,018	3	48	10	54		836
Belgium	1,297	304	101	209	13	645		25	1	
Bulgaria	109	33	8	54	8			6		
Croatia	85	26	12	8	20			19		
Czech Republic	148	24	35	64	2	3	3	17		
Denmark	585	294	222	67	1			1		
Finland	455	229	105	80	11	4	1	25	3	
France	11,051	1,811	1,187	3,034	242	373	440	3,964		
Germany	5,938	775	1,031	3,347	20	1	339	425	106	3,804
Greece	159	62	39	36	17			5	4	
Hungary	452	82	58	103	46	34	8	121	1	32
Ireland	6,266									2,067
Italy	968	108	198	284	12	29		337		65
Liechtenstein	1,302	329	222	202	28		2	519		2
Luxembourg	14,208	3,787	3,076	4,117	276		322	2,630	437	3,420
Malta	124	26	23	20	2		6	47		31
Netherlands	1,030	369	262	109			123	167	14	
Norway	691	396	160	65	40			30		
Poland	508	186	94	133	55			40		
Portugal	420	48	26	53	6	5	239	43		
Romania	76	15	12	25	1	2		21	1	
Slovakia	89	9	26	44	4		6			4
Slovenia	115	75	9	26	5					
Spain	2,290	769	650	371	40	335		125	2	
Sweden	570	319	70	136	27			18	10	
Switzerland	906	398	268	187	18		34	1	20	
Turkey	390	63	99	91	28	15		94	10	
United Kingdom	2,915	1,115	278	479	22	11	35	975		
<b>Asia and Pacific</b>	<b>28,861</b>	<b>13,134</b>	<b>3,992</b>	<b>4,278</b>	<b>615</b>	<b>15</b>	<b>781</b>	<b>5,976</b>	<b>613</b>	<b>4,416</b>
Australia										
China	2,909	615	550	1,400	234			110	132	
India	870	317	259	28	52			144	61	
Japan	10,345	9,685	655		5				152	4,416
Korea, Rep. of	13,194	1,938	2,312	2,486	144		766	5,548	220	
New Zealand	586	178	72	237	42			57		
Pakistan	201	37	1	29	76	5		53		
Philippines	57	18	23	13	3				1	
Taiwan	699	346	120	85	59	10	15	64	47	
<b>Africa</b>	<b>1,817</b>	<b>401</b>	<b>56</b>	<b>1,168</b>	<b>45</b>		<b>70</b>	<b>77</b>		
South Africa	1,817	401	56	1,168	45		70	77		

Note: Components may not sum to total because of missing components. ETFs and Institutional Funds are included in the Totals and underlying categories. New Zealand and Trinidad and Tobago include home-and-foreign domiciled funds.

Table 11

**TOTAL NET ASSETS INCLUDING FUNDS OF FUNDS**

Millions of U.S. dollars

	2015				2016	
	Q1	Q2	Q3	Q4	Q1	Q2
<b>World</b>	<b>41,197,472</b>	<b>42,128,955</b>	<b>39,725,169</b>	<b>40,934,042</b>	<b>41,734,287</b>	<b>42,307,048</b>
<b>Americas</b>	<b>22,721,338</b>	<b>22,866,153</b>	<b>21,382,292</b>	<b>21,959,662</b>	<b>22,369,271</b>	<b>22,910,648</b>
Argentina	17,389	18,750	19,475	16,435	14,173	16,512
Brazil	1,295,271	1,390,096	1,117,526	1,135,929	1,301,816	1,505,170
Canada	1,249,266	1,272,843	1,177,617	1,172,799	1,258,911	1,301,847
Chile	41,658	41,207	39,615	39,898	40,529	42,480
Costa Rica	2,237	2,940	2,759	2,536	2,773	2,516
Mexico	123,906	123,182	114,708	111,068	113,713	112,125
Trinidad & Tobago	7,214	7,237	7,141	6,983	6,872	6,814
United States	19,984,397	20,009,898	18,903,451	19,474,014	19,630,484	19,923,184
<b>Europe</b>	<b>14,051,280</b>	<b>14,465,134</b>	<b>13,883,964</b>	<b>14,074,370</b>	<b>14,408,378</b>	<b>14,315,210</b>
Austria	187,090	190,632	184,718	183,161	189,966	187,060
Belgium	133,195	134,934	135,182	139,218	142,874	133,989
Bulgaria	471	487	462	443	466	485
Croatia	1,892	2,174	1,965	1,975	2,129	2,262
Czech Republic	7,319	8,028	8,153	8,512	9,228	9,265
Denmark	117,160	120,989	116,310	117,441	121,674	118,971
Finland	102,709	108,919	103,763	106,057	108,842	107,891
France	1,845,198	1,897,107	1,856,819	1,832,073	1,897,833	1,866,100
Germany	1,886,468	1,916,239	1,870,835	1,879,676	2,001,745	2,003,612
Greece	4,891	4,950	4,971	4,814	4,733	4,611
Hungary	17,963	18,188	18,234	17,996	18,517	17,637
Ireland	2,039,737	2,078,220	1,994,385	2,067,251	2,084,262	2,128,143
Italy	244,393	256,852	256,492	256,223	261,828	257,934
Liechtenstein	46,280	48,766	46,236	46,086	45,881	45,598
Luxembourg	3,792,138	3,946,461	3,771,855	3,817,201	3,865,667	3,843,406
Malta	3,724	3,827	3,812	3,818	3,497	3,485
Netherlands	768,521	760,439	723,984	729,096	769,493	781,512
Norway	112,780	114,714	104,095	102,526	108,595	109,576
Poland	36,286	36,868	35,376	33,854	35,309	32,397
Portugal	25,066	25,281	24,613	25,202	25,404	23,998
Romania	4,795	4,984	4,961	5,038	5,351	5,172
Slovakia	6,028	6,323	6,274	6,202	6,345	6,205
Slovenia	2,618	2,689	2,457	2,514	2,524	2,513
Spain	268,019	281,895	276,379	274,715	281,945	276,642
Sweden	310,730	317,241	294,654	310,897	314,402	305,744
Switzerland	455,380	474,075	452,341	476,012	490,318	505,020
Turkey	14,521	14,432	12,856	12,887	13,210	13,729
United Kingdom	1,615,908	1,689,420	1,571,782	1,613,482	1,596,340	1,522,253
<b>Asia and Pacific</b>	<b>4,252,865</b>	<b>4,625,058</b>	<b>4,305,322</b>	<b>4,754,794</b>	<b>4,802,842</b>	<b>4,923,968</b>
Australia	1,576,936	1,587,590	1,427,398	1,521,313	1,584,458	1,597,258
China	820,036	1,120,341	1,027,548	1,263,130	1,167,022	1,154,330
India	146,569	162,121	158,841	169,304	159,879	178,483
Japan	1,232,273	1,263,242	1,249,705	1,328,634	1,386,070	1,475,209
Korea, Rep. of	361,422	374,305	333,986	353,939	384,845	393,589
New Zealand	41,401	38,956	37,297	41,908	43,465	46,360
Pakistan	4,554	4,182	4,316	4,479	4,616	4,502
Philippines	5,497	5,331	4,937	5,029	5,276	5,357
Taiwan	64,177	68,990	61,294	67,058	67,211	68,880
<b>Africa</b>	<b>171,989</b>	<b>172,610</b>	<b>153,591</b>	<b>145,216</b>	<b>153,796</b>	<b>157,222</b>
South Africa	171,989	172,610	153,591	145,216	153,796	157,222

Note: New Zealand and Trinidad and Tobago include home-and-foreign domiciled funds. ETFs and Institutional funds are included in the totals. An entry shown as zero is less than .500 million.



Table 12

**TOTAL NET SALES INCLUDING FUNDS OF FUNDS**

Millions of U.S. dollars

	2015				2016	
	Q1	Q2	Q3	Q4	Q1	Q2
<b>World</b>	<b>618,581</b>	<b>655,487</b>	<b>260,773</b>	<b>638,157</b>	<b>170,127</b>	<b>232,490</b>
<b>Americas</b>	<b>158,396</b>	<b>141,587</b>	<b>72,168</b>	<b>218,367</b>	<b>116,299</b>	<b>25,304</b>
Argentina	1,381	1,238	783	1,019	-1,106	1,660
Brazil	7,583	11,155	-370	-4,837	8,886	1,246
Canada	40,112	28,107	17,763	44,218	23,262	15,018
Chile	-1,839	117	1,722	983	-1,745	1,342
Costa Rica	117	706	-175	-221		
Mexico	2,553	2,204	61	-5,250	1,565	3,964
Trinidad & Tobago	42	57	-53	-69	-5	-31
United States	108,447	98,003	52,437	182,524	85,442	2,105
<b>Europe</b>	<b>334,340</b>	<b>174,124</b>	<b>99,931</b>	<b>185,164</b>	<b>43,314</b>	<b>128,207</b>
Austria	3,502	2,116	-4	863	-1,326	410
Belgium						
Bulgaria	26	3	-18	-11	6	29
Croatia	24	64	57	104	45	230
Czech Republic	400	444	328	418	265	240
Denmark	1,608	4,113	823	696	257	2,454
Finland	4,291	4,611	133	785	-409	535
France	29,392	-552	3,224	-7,119	18,972	-12,873
Germany	58,676	29,927	29,649	46,550	33,944	28,045
Greece	-267	-10	-58	-97	-143	-37
Hungary	85	113	75	172	-523	-333
Ireland	57,801	-13,148	13,707	69,245	-1,796	64,503
Italy	11,574	9,449	5,985	3,009	-1,588	2,213
Liechtenstein	-63	777	557	-321	-965	-336
Luxembourg	147,950	109,378	33,757	40,788	-16,887	34,040
Malta	-524	99	112	46	-311	79
Netherlands	-12,266	-1,985	6,441	1,984	9,846	6,345
Norway	4,681	-808	618	-2,758	1,980	1,087
Poland	1,224	515	-482	-311	-380	-331
Portugal	186	-348	-302	825	-364	-790
Romania	295	37	-114	160	1	-31
Slovakia	160	117	71	72	-115	-38
Slovenia	74	3	11	13	-17	3
Spain	14,516	8,588	1,292	2,470	-682	2,973
Sweden	5,035	1,582	337	4,643	-478	237
Switzerland	13,214	5,178	-687	15,392	6,121	6,827
Turkey	688	-160	-15	-620	-508	637
United Kingdom	-7,942	14,021	4,434	8,166	-1,631	-7,911
<b>Asia and Pacific</b>	<b>123,346</b>	<b>337,443</b>	<b>84,595</b>	<b>232,729</b>	<b>8,662</b>	<b>76,293</b>
Australia						
China	35,695	246,510	15,949	172,303	-27,651	22,722
India	5,153	17,770	-1,105	11,183	-6,732	13,911
Japan	63,436	58,542	64,775	46,652	24,120	21,449
Korea, Rep. of	18,103	12,133	3,473	-2,618	19,000	16,137
New Zealand	794	514	929	729	530	906
Pakistan	289	-536	248	33	144	-184
Philippines	181	29	2	115	27	14
Taiwan	-305	2,481	324	4,332	-776	1,338
<b>Africa</b>	<b>2,499</b>	<b>2,333</b>	<b>4,079</b>	<b>1,897</b>	<b>1,852</b>	<b>2,686</b>
South Africa	2,499	2,333	4,079	1,897	1,852	2,686

Note: New Zealand and Trinidad and Tobago include home-and-foreign domiciled funds. ETFs and Institutional funds are included in the totals. An entry shown as zero indicates an amount that is between \$-0.499 million and \$0.499 million.

Table 13

## NUMBER OF FUNDS INCLUDING FUNDS OF FUNDS

	2015				2016	
	Q1	Q2	Q3	Q4	Q1	Q2
<b>World</b>	<b>113,922</b>	<b>115,349</b>	<b>115,965</b>	<b>117,212</b>	<b>117,763</b>	<b>119,120</b>
<b>Americas</b>	<b>32,455</b>	<b>32,765</b>	<b>32,805</b>	<b>32,978</b>	<b>33,021</b>	<b>33,241</b>
Argentina	314	325	342	346	357	366
Brazil	14,428	14,477	14,354	14,444	14,458	14,615
Canada	3,779	3,824	3,850	3,894	3,881	3,907
Chile	2,472	2,525	2,572	2,500	2,476	2,452
Costa Rica	66	67	67	66	64	66
Mexico	561	567	561	563	569	571
Trinidad & Tobago	44	44	44	44	44	44
United States	10,791	10,936	11,015	11,121	11,172	11,220
<b>Europe</b>	<b>54,302</b>	<b>54,548</b>	<b>54,662</b>	<b>55,036</b>	<b>55,093</b>	<b>55,201</b>
Austria	2,096	2,089	2,090	2,076	2,070	2,054
Belgium	1,388	1,370	1,351	1,351	1,351	1,297
Bulgaria	104	104	104	105	107	109
Croatia	84	82	83	85	85	85
Czech Republic	140	142	145	144	146	148
Denmark	537	562	559	571	587	585
Finland	463	458	451	457	458	455
France	11,268	11,227	11,110	11,122	11,050	11,051
Germany	5,873	5,864	5,902	5,917	5,930	5,938
Greece	164	164	164	163	160	159
Hungary	413	419	427	442	455	452
Ireland	5,897	6,007	6,060	6,201	6,242	6,266
Italy	849	875	890	909	939	968
Liechtenstein	1,175	1,199	1,231	1,272	1,270	1,302
Luxembourg	13,910	14,015	14,081	14,108	14,179	14,208
Malta	116	121	130	132	129	124
Netherlands	984	992	995	1,015	1,039	1,030
Norway	620	637	644	700	684	691
Poland	466	473	470	471	490	508
Portugal	450	436	435	437	428	420
Romania	69	73	71	74	74	76
Slovakia	88	88	87	88	88	89
Slovenia	112	112	112	112	114	115
Spain	2,269	2,255	2,246	2,238	2,255	2,290
Sweden	567	578	575	560	545	570
Switzerland	884	892	892	904	905	906
Turkey	407	389	390	387	400	390
United Kingdom	2,909	2,925	2,967	2,995	2,913	2,915
<b>Asia and Pacific</b>	<b>25,597</b>	<b>26,456</b>	<b>26,859</b>	<b>27,492</b>	<b>27,892</b>	<b>28,861</b>
Australia						
China	1,881	2,230	2,384	2,558	2,723	2,909
India	848	866	882	880	870	870
Japan	9,082	9,385	9,556	9,804	10,018	10,345
Korea, Rep. of	12,294	12,467	12,533	12,726	12,761	13,194
New Zealand	612	611	600	609	579	586
Pakistan	180	183	189	188	197	201
Philippines	53	55	55	55	55	57
Taiwan	647	659	660	672	689	699
<b>Africa</b>	<b>1,568</b>	<b>1,580</b>	<b>1,639</b>	<b>1,706</b>	<b>1,757</b>	<b>1,817</b>
South Africa	1,568	1,580	1,639	1,706	1,757	1,817

Note: New Zealand and Trinidad and Tobago include home-and-foreign domiciled funds. ETFs and Institutional funds are included in the totals.

# Worldwide Public Tables, 2016:Q2

## Table of Contents

Euros

---

### REGIONAL SUMMARY BY TYPE OF FUND

---

Worldwide Total Net Assets, Net Sales and Number of Funds Excluding and Including Funds of Funds Table 1

---

### TABLES EXCLUDING FUNDS OF FUNDS

---

Total Net Assets by Type of Fund Table 2  
Total Net Sales by Type of Fund Table 3  
Number of Funds by Type of Fund Table 4  
Total Net Assets Time Series Table 5  
Total Net Sales Time Series Table 6  
Number of Funds Time Series Table 7

---

### TABLES INCLUDING FUNDS OF FUNDS

---

Total Net Assets by Type of Fund Table 8  
Total Net Sales by Type of Fund Table 9  
Number of Funds by Type of Fund Table 10  
Total Net Assets Time Series Table 11  
Total Net Sales Time Series Table 12  
Number of Funds Time Series Table 13

Table 1

**REGIONAL SUMMARY BY TYPE OF FUND, 2016:Q2****DATA EXCLUDING FUNDS OF FUNDS**

REGION	TOTAL	Equity	Bond	Balanced/ Mixed	Money Market	Guaranteed/ Protected	Real Estate	Other Funds	Memo	
									ETFs	Institutional Funds
<b>TOTAL NET ASSETS</b> (Millions of Euros, end of quarter)										
World	35,388,573	14,679,038	7,932,945	4,769,730	4,499,768	62,741	524,112	2,920,234	2,591,608	3,191,045
Americas	18,258,242	9,299,004	4,320,956	1,900,739	2,573,976	998	16,522	146,048	2,009,021	339,449
Europe	12,590,855	3,374,727	3,138,856	2,484,048	1,182,109	61,261	470,674	1,879,180	359,598	2,273,991
Asia and Pacific	4,419,818	1,976,954	469,810	324,516	726,825	482	32,120	889,105	222,989	577,605
Africa	119,658	28,353	3,323	60,427	16,858		4,796	5,901		

**TOTAL NET SALES** (Millions of Euros, quarterly)

World	185,940	-16,721	129,737	39,596	-11,207	256	7,419	36,860	37,480	59,508
Americas	6,787	-30,521	72,654	10,271	-52,476	-32		6,889	27,124	1,033
Europe	109,953	-14,065	46,574	21,843	27,569	294	3,243	24,496	8,747	32,030
Asia and Pacific	67,209	27,760	10,371	6,670	13,078	-6	4,142	5,194	1,609	26,445
Africa	1,991	105	138	812	622		34	281		

**TOTAL NUMBER OF FUNDS** (end of quarter)

World	108,044	34,810	18,401	25,260	2,690	1,569	2,675	16,373	2,911	17,351
Americas	25,555	9,671	5,686	7,073	1,083	49	256	1,737	1,689	2,674
Europe	53,205	11,662	8,699	13,119	947	1,505	1,568	9,439	609	10,261
Asia and Pacific	27,881	13,122	3,965	4,248	615	15	781	5,135	613	4,416
Africa	1,403	355	51	820	45		70	62		

**DATA INCLUDING FUNDS OF FUNDS**

REGION	TOTAL	Equity	Bond	Balanced/ Mixed	Other				Memo	
					Money Market	Guaranteed/ Protected	Real Estate	Other Funds	ETFs	Institutional Funds
<b>TOTAL NET ASSETS</b> (Millions of Euros, end of quarter)										
World	38,107,590	14,871,538	8,332,635	6,860,597	4,499,768	62,741	524,112	2,955,200	2,591,608	3,191,045
Americas	20,636,505	9,451,369	4,683,841	3,759,959	2,573,976	998	16,522	149,839	2,009,021	339,449
Europe	12,894,262	3,409,966	3,174,260	2,696,696	1,182,109	61,261	470,674	1,899,298	359,598	2,273,991
Asia and Pacific	4,435,207	1,977,190	471,044	326,772	726,825	482	32,120	899,773	222,989	577,605
Africa	141,616	33,013	3,490	77,170	16,858		4,796	6,290		

**TOTAL NET SALES** (Millions of Euros, quarterly)

World	205,890	-17,044	130,266	57,922	-11,207	256	7,419	38,311	37,480	59,508
Americas	22,410	-30,687	72,819	25,906	-52,476	-32		6,876	27,124	1,033
Europe	113,537	-14,264	46,926	24,117	27,569	294	3,243	25,651	8,747	32,030
Asia and Pacific	67,564	27,751	10,380	6,777	13,078	-6	4,142	5,480	1,609	26,445
Africa	2,379	156	141	1,122	622		34	304		

**TOTAL NUMBER OF FUNDS** (end of quarter)

World	119,120	36,145	19,754	32,350	2,690	1,569	2,675	17,599	2,911	17,351
Americas	33,241	10,612	6,860	12,542	1,083	49	256	1,837	1,689	2,674

Table 2

## TOTAL NET ASSETS

## EXCLUDING FUNDS OF FUNDS BY TYPE OF FUND, 2016:Q2

Millions of Euros, end of quarter

	TOTAL	Equity	Bond	Balanced/ Mixed	Money Market	Guaranteed/ Protected	Real Estate	Other Funds	Memo	
									ETFs	Institutional Funds
<b>World</b>	<b>35,388,573</b>	<b>14,679,038</b>	<b>7,932,945</b>	<b>4,769,730</b>	<b>4,499,768</b>	<b>62,741</b>	<b>524,112</b>	<b>2,920,234</b>	<b>2,591,608</b>	<b>3,191,045</b>
<b>Americas</b>	<b>18,258,242</b>	<b>9,299,004</b>	<b>4,320,956</b>	<b>1,900,739</b>	<b>2,573,976</b>	<b>998</b>	<b>16,522</b>	<b>146,048</b>	<b>2,009,021</b>	<b>339,449</b>
Argentina	14,873	460	8,734	3,562	2,118					
Brazil	886,644	43,552	518,004	176,303	63,759	998	16,522	67,505	973	339,447
Canada	882,997	280,411	117,440	459,453	16,718			8,975		
Chile	38,263	1,734	15,552	5,964	14,470			543	36	
Costa Rica	2,264	10	201		2,052					
Mexico	96,472	9,668	24,764	12,116	49,924					
Trinidad & Tobago	6,138	38	5,141	959						2
United States	16,330,591	8,963,131	3,631,120	1,242,382	2,424,935			69,025	2,008,012	
<b>Europe</b>	<b>12,590,855</b>	<b>3,374,727</b>	<b>3,138,856</b>	<b>2,484,048</b>	<b>1,182,109</b>	<b>61,261</b>	<b>470,674</b>	<b>1,879,180</b>	<b>359,598</b>	<b>2,273,991</b>
Austria	139,912	16,227	68,541	43,711	90	1,904	6,223	3,217		76,823
Belgium	79,647	25,983	9,222	3,552	14,530	9,926		16,434	229	
Bulgaria	434	80	65	240	40			9		
Croatia	2,037	198	293	100	1,363			83		
Czech Republic	7,640	1,083	2,762	3,214	25	13	544			
Denmark	101,322	41,499	53,261	6,488	44			29		
Finland	80,892	30,697	33,818	9,983	3,819	105	28	2,443	181	
France	1,680,868	276,365	251,242	309,858	324,214	25,256	103,500	390,433		
Germany	1,726,294	238,891	459,354	775,863	8,003	171	145,255	98,756	41,722	1,388,397
Greece	3,708	750	1,271	1,036	514			137	24	
Hungary	13,124	546	4,025	555	3,413	324	1,988	2,272	10	672
Ireland	1,916,901	471,077	386,318	92,661	459,672		11,230	495,943	245,752	402,733
Italy	183,095	17,854	46,587	27,450	5,441	408		85,356		6,680
Liechtenstein	40,187	8,053	8,653	14,312	2,618		6	6,546		3
Luxembourg	3,461,904	1,008,277	1,079,526	763,336	281,898		48,257	280,610	63,511	398,513
Malta	3,130	373	1,161	858	83		24	632		123
Netherlands	703,938	260,663	273,399	17,171			85,211	67,494	1,750	
Norway	98,699	45,226	37,468	5,978	9,076			951		
Poland	27,980	5,104	7,371	7,310	7,770			426		
Portugal	19,138	932	1,109	567	2,646	213	10,828	2,843		
Romania	4,659	68	2,373	108	23	122		1,964		
Slovakia	5,589	337	1,563	2,248	513		928			47
Slovenia	2,202	1,301	168	667	66					
Spain	249,182	38,169	74,864	94,104	9,044	21,771		11,229	293	
Sweden	244,804	152,485	18,484	50,353	19,316			4,166	2,220	
Switzerland	437,318	135,067	132,658	121,471	18,215		29,906		3,850	
Turkey	12,367	399	6,282	1,165	3,726	74		720	56	
United Kingdom	1,343,884	597,023	177,018	129,689	5,947	974	26,746	406,487		
<b>Asia and Pacific</b>	<b>4,419,818</b>	<b>1,976,954</b>	<b>469,810</b>	<b>324,516</b>	<b>726,825</b>	<b>482</b>	<b>32,120</b>	<b>889,105</b>	<b>222,989</b>	<b>577,605</b>
Australia	1,438,712	566,390	79,079					793,243		
China	1,039,749	90,165	110,241	257,934	569,185			12,224	63,099	
India	159,772	48,443	61,316	6,135	32,564			11,313	3,442	
Japan	1,328,778	1,194,477	126,031		8,269				130,523	577,605
Korea, Rep. of	344,234	55,029	81,484	30,152	84,083		31,347	62,138	18,350	
New Zealand	41,758	5,058	3,723	26,748	4,181			2,046		
Pakistan	3,742	1,526	75	283	1,650	40		168		
Philippines	4,825	1,917	1,960	762	186				19	
Taiwan	58,248	13,949	5,901	2,502	26,707	442	773	7,973	7,556	
<b>Africa</b>	<b>119,658</b>	<b>28,353</b>	<b>3,323</b>	<b>60,427</b>	<b>16,858</b>		<b>4,796</b>	<b>5,901</b>		
South Africa	119,658	28,353	3,323	60,427	16,858		4,796	5,901		

Note: Components may not sum to total because of rounding or missing components. ETFs and Institutional Funds are included in the Totals and underlying categories. Croatia, France, Ireland, Japan, Luxembourg, Netherlands, Norway, Slovakia, and Turkey cannot exclude funds of funds. New Zealand and Trinidad and Tobago include home-and-foreign domiciled funds. An entry shown as zero indicates an amount that is less than 0.500 million.

Table 3

## TOTAL NET SALES

## EXCLUDING FUNDS OF FUNDS BY TYPE OF FUND, 2016:Q2

Millions of Euros, quarterly

	TOTAL	Equity	Bond	Balanced/ Mixed	Money Market	Guaranteed/ Protected	Real Estate	Other Funds	Memo	
									ETFs	Institutional Funds
<b>World</b>	<b>185,940</b>	<b>-16,721</b>	<b>129,737</b>	<b>39,596</b>	<b>-11,207</b>	<b>256</b>	<b>7,419</b>	<b>36,860</b>	<b>37,480</b>	<b>59,508</b>
<b>Americas</b>	<b>6,787</b>	<b>-30,521</b>	<b>72,654</b>	<b>10,271</b>	<b>-52,476</b>	<b>-32</b>		<b>6,889</b>	<b>27,124</b>	<b>1,033</b>
Argentina	1,470	-14	1,120	611	-247					
Brazil	1,104	-660	-1,337	2,873	-60	-32		320	-175	1,035
Canada	7,647	-21	2,971	5,046	-602			254		
Chile	1,189	-162	1,013	75	251			11	1	
Costa Rica										
Mexico	3,513	-405	1,705	206	2,007					
Trinidad & Tobago	-27	-1	-8	-18						-2
United States	-8,109	-29,258	67,190	1,478	-53,825			6,304	27,298	
<b>Europe</b>	<b>109,953</b>	<b>-14,065</b>	<b>46,574</b>	<b>21,843</b>	<b>27,569</b>	<b>294</b>	<b>3,243</b>	<b>24,496</b>	<b>8,747</b>	<b>32,030</b>
Austria	324	-102	-356	575	2	-108	287	26		-148
Belgium										
Bulgaria	26	7		18	1					
Croatia	203	-10	97	-7	135			-11		
Czech Republic	179	15	3	126			35			
Denmark	1,972	319	1,425	228	2			-3		
Finland	391	-996	1,122	56	106	-5	1	107		
France	-11,400	-2,700	600	-200	-8,700	-400				
Germany	22,251	1,598	4,311	6,613	-1,322	10	3,025	8,015	-1,304	19,543
Greece	-22	-13	4	-27	17			-3	1	
Hungary	-251	7	-6	11	-402	-33	140	32		103
Ireland	57,123	7,094	12,783	2,585	30,128		640	3,893	9,649	3,500
Italy	2,071	-582	218	5,341	-327	-84		-2,494		115
Liechtenstein	-261	-225	60	73	-193			24		-1
Luxembourg	30,145	-11,318	17,911	9,058	6,715		1,771	6,008		8,919
Malta	70	-4	46	50	-23		7	-6		-2
Netherlands	5,619	2,605	-1,419	113			577	3,743	421	
Norway	962	-449	787	-56	704			-24		
Poland	-242	-241	86	-74	-101			89		
Portugal	-598	-31	-255	-17	-292	-33		29		
Romania	-28	-1	-49	-7	-2	-4		35		
Slovakia	-34	-4	-33	31	-75		47			1
Slovenia		-10	12	-1						
Spain	2,633	-370	2,989	-1,185	116	1,049		34	-23	
Sweden	158	895	1	284	-965			-57	-17	
Switzerland	6,100	103	6,186	-1,334	946		199		10	
Turkey	564	17	320	64	64	10		88	10	
United Kingdom	-8,002	-9,669	-269	-475	1,035	-108	-3,486	4,971		
<b>Asia and Pacific</b>	<b>67,209</b>	<b>27,760</b>	<b>10,371</b>	<b>6,670</b>	<b>13,078</b>	<b>-6</b>	<b>4,142</b>	<b>5,194</b>	<b>1,609</b>	<b>26,445</b>
Australia										
China	20,122	-352	4,820	6,029	8,242			1,382	-1,763	
India	12,359	1,114	5,492	495	5,036			223	214	
Japan	18,995	29,480	-7,789		-2,697				2,349	26,445
Korea, Rep. of	14,024	-2,243	7,383	-248	2,340		3,897	2,896	39	
New Zealand	802	-33	349	388	114			-16		
Pakistan	-191	33	-3	34	-269			14		
Philippines	13	-43	58	-21	19				-3	
Taiwan	1,085	-196	61	-7	293	-6	245	695	773	
<b>Africa</b>	<b>1,991</b>	<b>105</b>	<b>138</b>	<b>812</b>	<b>622</b>		<b>34</b>	<b>281</b>		
South Africa	1,991	105	138	812	622		34	281		

Note: Components may not sum to total because of rounding or missing components. ETFs and Institutional Funds are included in the Totals and underlying categories. Croatia, France, Ireland, Japan, Luxembourg, Netherlands, Norway, Slovakia, and Turkey cannot exclude funds of funds. New Zealand and Trinidad and Tobago include home-and-foreign domiciled funds. An entry shown as zero indicates an amount that is between \$-0.499 million and \$0.499 million.

Table 4

## NUMBER OF FUNDS

## EXCLUDING FUNDS OF FUNDS BY TYPE OF FUND, 2016:Q2

End of quarter

	TOTAL	Equity	Bond	Balanced/ Mixed	Money Market	Guaranteed/ Protected	Real Estate	Other Funds	Memo	
									ETFs	Institutional Funds
<b>World</b>	<b>108,044</b>	<b>34,810</b>	<b>18,401</b>	<b>25,260</b>	<b>2,690</b>	<b>1,569</b>	<b>2,675</b>	<b>16,373</b>	<b>2,911</b>	<b>17,351</b>
<b>Americas</b>	<b>25,555</b>	<b>9,671</b>	<b>5,686</b>	<b>7,073</b>	<b>1,083</b>	<b>49</b>	<b>256</b>	<b>1,737</b>	<b>1,689</b>	<b>2,674</b>
Argentina	366	50	165	120	31					
Brazil	9,057	1,220	1,836	4,206	97	49	256	1,393	14	2,673
Canada	3,275	1,614	445	935	100			181		
Chile	2,452	573	575	977	249			78	1	
Costa Rica	64	2	16		46					
Mexico	508	136	177	79	116					
Trinidad & Tobago	44	11	19	14						1
United States	9,789	6,065	2,453	742	444			85	1,674	
<b>Europe</b>	<b>53,205</b>	<b>11,662</b>	<b>8,699</b>	<b>13,119</b>	<b>947</b>	<b>1,505</b>	<b>1,568</b>	<b>9,439</b>	<b>609</b>	<b>10,261</b>
Austria	1,583	262	549	663	3	48	10	48		836
Belgium	1,101	287	85	48	13	645		23	1	
Bulgaria	108	32	8	54	8			6		
Croatia	85	26	12	8	20			19		
Czech Republic	131	24	35	64	2	3	3			
Denmark	554	292	198	62	1			1		
Finland	371	196	89	45	11	4	1	25	3	
France	11,051	1,811	1,187	3,034	242	373	440	3,964		
Germany	5,629	724	1,025	3,130	20	1	339	390	106	3,804
Greece	135	50	34	29	17			5	4	
Hungary	318	52	52	48	46	34	8	78	1	32
Ireland	6,266									2,067
Italy	718	96	185	88	12	29		308		65
Liechtenstein	1,223	329	217	202	28		2	445		2
Luxembourg	14,208	3,787	3,076	4,117	276		322	2,630	437	3,420
Malta	122	26	23	20	2		6	45		31
Netherlands	1,030	369	262	109			123	167	14	
Norway	691	396	160	65	40			30		
Poland	415	145	83	108	55			24		
Portugal	383	48	25	27	6	5	239	33		
Romania	76	15	12	25	1	2		21	1	
Slovakia	89	9	26	44	4		6			4
Slovenia	112	74	9	24	5					
Spain	2,290	769	650	371	40	335		125	2	
Sweden	472	290	64	78	27			13	10	
Switzerland	863	392	260	159	18		34		20	
Turkey	390	63	99	91	28	15		94	10	
United Kingdom	2,791	1,098	274	406	22	11	35	945		
<b>Asia and Pacific</b>	<b>27,881</b>	<b>13,122</b>	<b>3,965</b>	<b>4,248</b>	<b>615</b>	<b>15</b>	<b>781</b>	<b>5,135</b>	<b>613</b>	<b>4,416</b>
Australia										
China	2,909	615	550	1,400	234			110	132	
India	800	317	259	28	52			144	61	
Japan	10,345	9,685	655		5				152	4,416
Korea, Rep. of	12,389	1,938	2,312	2,486	144		766	4,743	220	
New Zealand	586	178	72	237	42			57		
Pakistan	168	37	1	29	76	5		20		
Philippines	57	18	23	13	3				1	
Taiwan	627	334	93	55	59	10	15	61	47	
<b>Africa</b>	<b>1,403</b>	<b>355</b>	<b>51</b>	<b>820</b>	<b>45</b>		<b>70</b>	<b>62</b>		
South Africa	1,403	355	51	820	45		70	62		

Note: Components may not sum to total because of missing components. ETFs and Institutional Funds are included in the Totals and underlying categories. Croatia, France, Ireland, Japan, Luxembourg, Netherlands, Norway, Slovakia, and Turkey cannot exclude funds of funds. New Zealand and Trinidad and Tobago include home-and-foreign domiciled funds.

**Table 5**  
**TOTAL NET ASSETS EXCLUDING FUNDS OF FUNDS**

Millions of Euros

	2015				2016	
	Q1	Q2	Q3	Q4	Q1	Q2
<b>World</b>	<b>35,681,510</b>	<b>35,066,005</b>	<b>33,068,894</b>	<b>35,066,557</b>	<b>34,114,309</b>	<b>35,388,573</b>
<b>Americas</b>	<b>18,804,573</b>	<b>18,153,628</b>	<b>16,991,760</b>	<b>17,963,928</b>	<b>17,436,000</b>	<b>18,258,242</b>
Argentina	16,163	16,763	17,384	15,096	12,449	14,873
Brazil	794,037	814,507	652,883	682,952	749,467	886,644
Canada	893,768	871,737	800,356	817,131	833,631	882,997
Chile	38,721	36,839	35,361	36,647	35,598	38,263
Costa Rica	2,077	2,627	2,461	2,327	2,434	2,264
Mexico	110,545	105,685	98,037	97,309	95,286	96,472
Trinidad & Tobago	6,705	6,470	6,374	6,414	6,036	6,138
United States	16,942,557	16,299,000	15,378,904	16,306,052	15,701,099	16,330,591
<b>Europe</b>	<b>12,803,558</b>	<b>12,662,174</b>	<b>12,132,401</b>	<b>12,637,787</b>	<b>12,360,973</b>	<b>12,590,855</b>
Austria	144,371	140,379	137,395	138,880	138,167	139,912
Belgium	87,573	80,906	79,840	84,610	83,736	79,647
Bulgaria	435	433	410	404	407	434
Croatia	1,758	1,943	1,754	1,814	1,870	2,037
Czech Republic	6,246	6,590	6,699	7,176	7,441	7,640
Denmark	108,404	107,633	103,243	107,167	101,197	101,322
Finland	79,536	81,348	77,367	81,153	79,605	80,892
France	1,715,112	1,696,011	1,657,430	1,682,808	1,666,959	1,680,868
Germany	1,678,819	1,637,544	1,601,622	1,653,122	1,683,607	1,726,294
Greece	4,021	3,901	3,951	3,942	3,709	3,708
Hungary	13,668	13,259	13,368	13,617	13,451	13,124
Ireland	1,895,936	1,857,926	1,780,224	1,898,825	1,830,709	1,916,901
Italy	193,525	190,974	188,240	190,931	181,493	183,095
Liechtenstein	42,664	42,514	40,259	41,276	39,392	40,187
Luxembourg	3,524,793	3,528,131	3,366,826	3,506,201	3,395,404	3,461,904
Malta	3,452	3,412	3,394	3,498	3,063	3,130
Netherlands	714,340	679,831	646,241	669,694	675,883	703,938
Norway	104,829	102,554	92,917	94,173	95,384	98,699
Poland	32,290	31,344	30,241	29,656	29,735	27,980
Portugal	20,596	19,870	19,342	20,456	19,746	19,138
Romania	4,457	4,455	4,428	4,627	4,700	4,659
Slovakia	5,603	5,653	5,600	5,697	5,573	5,589
Slovenia	2,370	2,343	2,138	2,249	2,159	2,202
Spain	249,124	252,014	246,701	252,333	247,646	249,182
Sweden	260,666	254,954	236,323	257,166	248,886	244,804
Switzerland	416,455	417,079	396,939	419,915	413,528	437,318
Turkey	13,456	12,842	11,476	11,837	11,603	12,367
United Kingdom	1,479,059	1,486,331	1,378,033	1,454,560	1,375,920	1,343,884
<b>Asia and Pacific</b>	<b>3,937,421</b>	<b>4,119,361</b>	<b>3,828,577</b>	<b>4,352,720</b>	<b>4,203,134</b>	<b>4,419,818</b>
Australia	1,465,762	1,419,304	1,274,121	1,397,367	1,391,707	1,438,712
China	762,223	1,001,583	917,208	1,160,219	1,025,052	1,039,749
India	134,997	143,791	140,756	154,484	139,454	159,772
Japan	1,145,398	1,129,337	1,115,510	1,220,386	1,217,453	1,328,778
Korea, Rep. of	326,074	324,602	288,611	315,324	327,398	344,234
New Zealand	38,482	34,827	33,292	38,494	38,177	41,758
Pakistan	3,999	3,489	3,591	3,825	3,757	3,742
Philippines	5,109	4,766	4,407	4,619	4,634	4,825
Taiwan	55,377	57,662	51,081	58,002	55,502	58,248
<b>Africa</b>	<b>135,958</b>	<b>130,842</b>	<b>116,156</b>	<b>112,122</b>	<b>114,202</b>	<b>119,658</b>
South Africa	135,958	130,842	116,156	112,122	114,202	119,658

Note: New Zealand and Trinidad and Tobago include home-and-foreign domiciled funds. Croatia, France, Ireland, Japan, Luxembourg, Netherlands, Norway, Slovakia, and Turkey cannot exclude funds of funds. ETFs and Institutional funds are included in the totals. An entry shown as zero is less than .500 million.



**Table 6**  
**TOTAL NET SALES EXCLUDING FUNDS OF FUNDS**

Millions of Euros

	2015				2016	
	Q1	Q2	Q3	Q4	Q1	Q2
<b>World</b>	<b>497,460</b>	<b>542,705</b>	<b>209,852</b>	<b>533,744</b>	<b>131,129</b>	<b>185,940</b>
<b>Americas</b>	<b>103,009</b>	<b>92,179</b>	<b>52,338</b>	<b>162,007</b>	<b>86,640</b>	<b>6,787</b>
Argentina	1,227	1,120	704	931	-1,003	1,470
Brazil	6,734	10,095	-333	-4,416	8,056	1,104
Canada	22,116	15,301	9,450	27,317	11,702	7,647
Chile	-1,633	106	1,549	898	-1,582	1,189
Costa Rica	103	639	-157	-202		
Mexico	2,203	1,821	-215	-5,003	1,329	3,513
Trinidad & Tobago	37	51	-48	-63	-4	-27
United States	72,222	63,046	41,388	142,545	68,142	-8,109
<b>Europe</b>	<b>284,298</b>	<b>144,056</b>	<b>78,184</b>	<b>158,455</b>	<b>36,282</b>	<b>109,953</b>
Austria	1,970	373	228	288	-1,217	324
Belgium						
Bulgaria	24	3	-16	-10	6	26
Croatia	21	58	52	95	41	203
Czech Republic	325	363	257	341	204	179
Denmark	1,387	3,662	659	557	16	1,972
Finland	2,995	3,689	65	335	-335	391
France	26,100	-500	2,900	-6,500	17,200	-11,400
Germany	49,956	24,706	22,742	37,382	28,352	22,251
Greece	-267	-21	-47	-62	-118	-22
Hungary	-76	-3	108	178	-332	-251
Ireland	51,327	-11,899	12,330	63,220	-1,628	57,123
Italy	6,064	2,641	924	516	-1,404	2,071
Liechtenstein	-54	724	513	-289	-871	-261
Luxembourg	131,380	98,987	30,365	37,239	-15,310	30,145
Malta	-465	90	101	42	-282	70
Netherlands	-10,892	-1,796	5,794	1,811	8,927	5,619
Norway	4,156	-732	556	-2,518	1,795	962
Poland	780	261	-294	-342	-204	-242
Portugal	-181	-384	-252	743	-230	-598
Romania	262	33	-102	146	1	-28
Slovakia	142	106	64	66	-104	-34
Slovenia	53	3	10	11	-15	0
Spain	12,890	7,772	1,162	2,255	-618	2,633
Sweden	2,890	743	43	3,664	-456	158
Switzerland	11,705	4,425	-1,082	13,573	5,643	6,100
Turkey	589	-171	-14	-566	-460	564
United Kingdom	-8,783	10,923	1,118	6,280	-2,319	-8,002
<b>Asia and Pacific</b>	<b>108,916</b>	<b>304,886</b>	<b>76,251</b>	<b>212,074</b>	<b>6,710</b>	<b>67,209</b>
Australia						
China	31,697	223,092	14,346	157,312	-25,069	20,122
India	4,636	16,116	-939	10,234	-6,058	12,359
Japan	56,332	52,981	58,267	42,593	21,868	18,995
Korea, Rep. of	15,592	10,232	3,222	-2,974	16,151	14,024
New Zealand	705	465	836	666	480	802
Pakistan	221	-496	207	0	89	-191
Philippines	161	26	2	105	25	13
Taiwan	-428	2,470	310	4,138	-776	1,085
<b>Africa</b>	<b>1,237</b>	<b>1,584</b>	<b>3,079</b>	<b>1,208</b>	<b>1,497</b>	<b>1,991</b>
South Africa	1,237	1,584	3,079	1,208	1,497	1,991

Note: New Zealand and Trinidad and Tobago include home-and-foreign domiciled funds. Croatia, France, Ireland, Japan, Luxembourg, Netherlands, Norway, Slovakia, and Turkey cannot exclude funds of funds. ETFs and Institutional funds are included in the totals. An entry shown as zero indicates an amount that is between \$-0.499 million and \$0.499 million.

Table 7

## NUMBER OF FUNDS EXCLUDING FUNDS OF FUNDS

	2015				2016	
	Q1	Q2	Q3	Q4	Q1	Q2
<b>World</b>	<b>102,975</b>	<b>104,293</b>	<b>104,961</b>	<b>106,190</b>	<b>106,794</b>	<b>108,044</b>
<b>Americas</b>	<b>24,631</b>	<b>24,902</b>	<b>25,031</b>	<b>25,230</b>	<b>25,347</b>	<b>25,555</b>
Argentina	314	325	342	346	357	366
Brazil	8,629	8,660	8,654	8,783	8,906	9,057
Canada	3,182	3,218	3,241	3,283	3,255	3,275
Chile	2,472	2,525	2,572	2,500	2,476	2,452
Costa Rica	65	66	66	65	63	64
Mexico	493	501	495	499	506	508
Trinidad & Tobago	44	44	44	44	44	44
United States	9,432	9,563	9,617	9,710	9,740	9,789
<b>Europe</b>	<b>52,483</b>	<b>52,677</b>	<b>52,790</b>	<b>53,123</b>	<b>53,151</b>	<b>53,205</b>
Austria	1,621	1,618	1,620	1,596	1,598	1,583
Belgium	1,215	1,193	1,164	1,164	1,164	1,101
Bulgaria	103	103	103	104	106	108
Croatia	84	82	83	85	85	85
Czech Republic	125	126	129	128	129	131
Denmark	525	546	543	555	571	554
Finland	378	373	365	371	373	371
France	11,268	11,227	11,110	11,122	11,050	11,051
Germany	5,550	5,547	5,589	5,604	5,625	5,629
Greece	140	140	140	139	136	135
Hungary	292	295	300	316	324	318
Ireland	5,897	6,007	6,060	6,201	6,242	6,266
Italy	682	697	708	713	696	718
Liechtenstein	1,124	1,118	1,150	1,184	1,190	1,223
Luxembourg	13,910	14,015	14,081	14,108	14,179	14,208
Malta	113	118	128	130	127	122
Netherlands	984	992	995	1,015	1,039	1,030
Norway	620	637	644	700	684	691
Poland	396	402	397	391	403	415
Portugal	408	397	398	399	390	383
Romania	69	73	71	74	74	76
Slovakia	88	88	87	88	88	89
Slovenia	109	109	109	109	111	112
Spain	2,269	2,255	2,246	2,238	2,255	2,290
Sweden	479	481	482	471	462	472
Switzerland	841	850	850	860	861	863
Turkey	401	383	390	387	400	390
United Kingdom	2,792	2,805	2,848	2,871	2,789	2,791
<b>Asia and Pacific</b>	<b>24,650</b>	<b>25,489</b>	<b>25,866</b>	<b>26,510</b>	<b>26,936</b>	<b>27,881</b>
Australia						
China	1,881	2,230	2,384	2,558	2,723	2,909
India	779	797	809	804	799	800
Japan	9,082	9,385	9,556	9,804	10,018	10,345
Korea, Rep. of	11,504	11,657	11,706	11,918	11,979	12,389
New Zealand	612	611	600	609	579	586
Pakistan	161	164	166	160	165	168
Philippines	53	55	55	55	55	57
Taiwan	578	590	590	602	618	627
<b>Africa</b>	<b>1,211</b>	<b>1,225</b>	<b>1,274</b>	<b>1,327</b>	<b>1,360</b>	<b>1,403</b>
South Africa	1,211	1,225	1,274	1,327	1,360	1,403

Note: New Zealand and Trinidad and Tobago include home-and-foreign domiciled funds. Croatia, France, Ireland, Japan, Luxembourg, Netherlands, Norway, Slovakia, and Turkey cannot exclude funds of funds. ETFs and Institutional funds are included in the totals.

Table 8

## TOTAL NET ASSETS

## INCLUDING FUNDS OF FUNDS BY TYPE OF FUND, 2016:Q2

Millions of Euros, end of quarter

	TOTAL	Equity	Bond	Balanced/ Mixed	Other				Memo	
					Money Market	Guaranteed/ Protected	Real Estate	Other Funds	ETFs	Institutional Funds
<b>World</b>	<b>38,107,590</b>	<b>14,871,538</b>	<b>8,332,635</b>	<b>6,860,597</b>	<b>4,499,768</b>	<b>62,741</b>	<b>524,112</b>	<b>2,955,200</b>	<b>2,591,608</b>	<b>3,191,045</b>
<b>Americas</b>	<b>20,636,505</b>	<b>9,451,369</b>	<b>4,683,841</b>	<b>3,759,959</b>	<b>2,573,976</b>	<b>998</b>	<b>16,522</b>	<b>149,839</b>	<b>2,009,021</b>	<b>339,449</b>
Argentina	14,873	460	8,734	3,562	2,118					
Brazil	1,355,765	54,127	877,088	272,188	63,759	998	16,522	71,083	973	339,447
Canada	1,172,624	289,310	121,241	736,167	16,718			9,188		
Chile	38,263	1,734	15,552	5,964	14,470			543	36	
Costa Rica	2,266	10	201		2,052					
Mexico	100,995	9,823	24,764	16,484	49,924					
Trinidad & Tobago	6,138	38	5,141	959						2
United States	17,945,581	9,095,867	3,631,120	2,724,635	2,424,935			69,025	2,008,012	
<b>Europe</b>	<b>12,894,262</b>	<b>3,409,966</b>	<b>3,174,260</b>	<b>2,696,696</b>	<b>1,182,109</b>	<b>61,261</b>	<b>470,674</b>	<b>1,899,298</b>	<b>359,598</b>	<b>2,273,991</b>
Austria	168,492	22,076	70,316	64,505	90	1,904	6,223	3,380		76,823
Belgium	120,689	26,752	11,236	41,793	14,530	9,926		16,450	229	
Bulgaria	437	82	65	240	40			9		
Croatia	2,037	198	293	100	1,363			83		
Czech Republic	8,345	1,083	2,762	3,214	25	13	544	706		
Denmark	107,162	42,079	55,892	9,118	44			29		
Finland	97,182	33,728	38,618	18,442	3,819	105	28	2,443	181	
France	1,680,868	276,365	251,242	309,858	324,214	25,256	103,500	390,433		
Germany	1,804,731	243,287	459,604	846,930	8,003	171	145,255	101,480	41,722	1,388,397
Greece	4,153	945	1,342	1,215	514			137	24	
Hungary	15,886	823	4,123	2,364	3,413	324	1,988	2,851	10	672
Ireland	1,916,901	471,077	386,318	92,661	459,672		11,230	495,943	245,752	402,733
Italy	232,331	18,329	48,009	71,706	5,441	408		88,439		6,680
Liechtenstein	41,072	8,053	8,670	14,312	2,618		6	7,413		3
Luxembourg	3,461,904	1,008,277	1,079,526	763,336	281,898		48,257	280,610	63,511	398,513
Malta	3,139	373	1,161	858	83		24	641		123
Netherlands	703,938	260,663	273,399	17,171			85,211	67,494	1,750	
Norway	98,699	45,226	37,468	5,978	9,076			951		
Poland	29,181	5,530	7,536	7,635	7,770			711		
Portugal	21,616	932	1,129	2,484	2,646	213	10,828	3,385		
Romania	4,659	68	2,373	108	23	122		1,964	0	
Slovakia	5,589	337	1,563	2,248	513		928			47
Slovenia	2,264	1,357	168	673	66					
Spain	249,182	38,169	74,864	94,104	9,044	21,771		11,229	293	
Sweden	275,395	160,506	26,768	64,028	19,316			4,777	2,220	
Switzerland	454,891	136,802	144,741	124,477	18,215		29,906	750	3,850	
Turkey	12,367	399	6,282	1,165	3,726	74		720	56	
United Kingdom	1,371,152	606,450	178,792	135,973	5,947	974	26,746	416,270		
<b>Asia and Pacific</b>	<b>4,435,207</b>	<b>1,977,190</b>	<b>471,044</b>	<b>326,772</b>	<b>726,825</b>	<b>482</b>	<b>32,120</b>	<b>899,773</b>	<b>222,989</b>	<b>577,605</b>
Australia	1,438,712	566,390	79,079					793,243		
China	1,039,749	90,165	110,241	257,934	569,185			12,224	63,099	
India	160,766	48,443	61,316	6,135	32,564			11,313	3,442	
Japan	1,328,778	1,194,477	126,031		8,269				130,523	577,605
Korea, Rep. of	354,521	55,029	81,484	30,152	84,083		31,347	72,425	18,350	
New Zealand	41,758	5,058	3,723	26,748	4,181			2,046		
Pakistan	4,055	1,526	75	283	1,650	40		481		
Philippines	4,825	1,917	1,960	762	186				19	
Taiwan	62,043	14,185	7,135	4,758	26,707	442	773	8,041	7,556	
<b>Africa</b>	<b>141,616</b>	<b>33,013</b>	<b>3,490</b>	<b>77,170</b>	<b>16,858</b>		<b>4,796</b>	<b>6,290</b>		
South Africa	141,616	33,013	3,490	77,170	16,858		4,796	6,290		

Note: Components may not sum to total because of rounding or missing components. ETFs and Institutional Funds are included in the Totals and underlying categories. New Zealand and Trinidad and Tobago include home-and-foreign domiciled funds. An entry shown as zero indicates an amount that is less than 0.500 million.

Table 9

**TOTAL NET SALES  
INCLUDING FUNDS OF FUNDS BY TYPE OF FUND, 2016:Q2**

Millions of Euros, quarterly

	TOTAL	Equity	Bond	Balanced/ Mixed	Other				Memo	
					Money Market	Guaranteed/ Protected	Real Estate	Other Funds	ETFs	Institutional Funds
<b>World</b>	<b>205,890</b>	<b>-17,044</b>	<b>130,266</b>	<b>57,922</b>	<b>-11,207</b>	<b>256</b>	<b>7,419</b>	<b>38,311</b>	<b>37,480</b>	<b>59,508</b>
<b>Americas</b>	<b>22,410</b>	<b>-30,687</b>	<b>72,819</b>	<b>25,906</b>	<b>-52,476</b>	<b>-32</b>		<b>6,876</b>	<b>27,124</b>	<b>1,033</b>
Argentina	1,470	-14	1,120	611	-247					
Brazil	1,104	-660	-1,337	2,873	-60	-32		320	-175	1,035
Canada	13,300	102	3,136	10,422	-602			241		
Chile	1,189	-162	1,013	75	251			11	1	
Costa Rica										
Mexico	3,510	-413	1,705	211	2,007					
Trinidad & Tobago	-27	-1	-8	-18						-2
United States	1,864	-29,539	67,190	11,732	-53,825			6,304	27,298	
<b>Europe</b>	<b>113,537</b>	<b>-14,264</b>	<b>46,926</b>	<b>24,117</b>	<b>27,569</b>	<b>294</b>	<b>3,243</b>	<b>25,651</b>	<b>8,747</b>	<b>32,030</b>
Austria	363	-93	-373	613	2	-108	287	35		-148
Belgium										
Bulgaria	26	7	0	18	1			0		
Croatia	203	-10	97	-7	135			-11		
Czech Republic	213	15	3	126	0	0	35	34		
Denmark	2,173	362	1,471	341	2			-3		
Finland	474	-1,162	1,354	73	106	-5	1	107	0	
France	-11,400	-2,700	600	-200	-8,700	-400				
Germany	24,836	1,676	4,313	8,762	-1,322	10	3,025	8,370	-1,304	19,543
Greece	-33	-19	2	-30	17			-3	1	
Hungary	-295	-10	10	-43	-402	-33	140	43		103
Ireland	57,123	7,094	12,783	2,585	30,128		640	3,893	9,649	3,500
Italy	1,960	-604	222	5,247	-327	-84		-2,492		115
Liechtenstein	-297	-225	36	73	-193		0	11		-1
Luxembourg	30,145	-11,318	17,911	9,058	6,715		1,771	6,008		8,919
Malta	70	-4	46	50	-23		7	-6		-2
Netherlands	5,619	2,605	-1,419	113			577	3,743	421	
Norway	962	-449	787	-56	704			-24		
Poland	-293	-281	102	-83	-101			69		
Portugal	-700	-31	-255	-58	-292	-33		-32		
Romania	-28	-1	-49	-7	-2	-4		35	0	
Slovakia	-34	-4	-33	31	-75		47			1
Slovenia	3	-7	12	0	0					
Spain	2,633	-370	2,989	-1,185	116	1,049		34	-23	
Sweden	210	911	-84	394	-965			-46	-17	
Switzerland	6,046	78	6,256	-1,377	946		199	-56	10	
Turkey	564	17	320	64	64	10		88	10	
United Kingdom	-7,006	-9,741	-175	-385	1,035	-108	-3,486	5,854		
<b>Asia and Pacific</b>	<b>67,564</b>	<b>27,751</b>	<b>10,380</b>	<b>6,777</b>	<b>13,078</b>	<b>-6</b>	<b>4,142</b>	<b>5,480</b>	<b>1,609</b>	<b>26,445</b>
Australia										
China	20,122	-352	4,820	6,029	8,242			1,382	-1,763	
India	12,320	1,114	5,492	495	5,036			223	214	
Japan	18,995	29,480	-7,789		-2,697				2,349	26,445
Korea, Rep. of	14,290	-2,243	7,383	-248	2,340		3,897	3,162	39	
New Zealand	802	-33	349	388	114			-16		
Pakistan	-163	33	-3	34	-269	0		42		
Philippines	13	-43	58	-21	19				-3	
Taiwan	1,185	-205	70	100	293	-6	245	687	773	
<b>Africa</b>	<b>2,379</b>	<b>156</b>	<b>141</b>	<b>1,122</b>	<b>622</b>		<b>34</b>	<b>304</b>		
South Africa	2,379	156	141	1,122	622		34	304		

Note: Components may not sum to total because of rounding or missing components. ETFs and Institutional Funds are included in the Totals and underlying categories. New Zealand and Trinidad and Tobago include home-and-foreign domiciled funds. An entry shown as zero indicates an amount that is between \$-0.499 million and \$0.499 million.

Table 10

## NUMBER OF FUNDS

## INCLUDING FUNDS OF FUNDS BY TYPE OF FUND, 2016:Q2

End of quarter

	TOTAL	Equity	Bond	Balanced/ Mixed	Other				Memo	
					Money Market	Guaranteed/ Protected	Real Estate	Other Funds	ETFs	Institutional Funds
<b>World</b>	<b>119,120</b>	<b>36,145</b>	<b>19,754</b>	<b>32,350</b>	<b>2,690</b>	<b>1,569</b>	<b>2,675</b>	<b>17,599</b>	<b>2,911</b>	<b>17,351</b>
<b>Americas</b>	<b>33,241</b>	<b>10,612</b>	<b>6,860</b>	<b>12,542</b>	<b>1,083</b>	<b>49</b>	<b>256</b>	<b>1,837</b>	<b>1,689</b>	<b>2,674</b>
Argentina	366	50	165	120	31					
Brazil	14,615	1,865	2,989	7,879	97	49	256	1,480	14	2,673
Canada	3,907	1,718	466	1,429	100			194		
Chile	2,452	573	575	977	249			78	1	
Costa Rica	66	2	16		46					
Mexico	571	145	177	133	116					
Trinidad & Tobago	44	11	19	14						1
United States	11,220	6,248	2,453	1,990	444			85	1,674	
<b>Europe</b>	<b>55,201</b>	<b>11,998</b>	<b>8,846</b>	<b>14,362</b>	<b>947</b>	<b>1,505</b>	<b>1,568</b>	<b>9,709</b>	<b>609</b>	<b>10,261</b>
Austria	2,054	346	575	1,018	3	48	10	54		836
Belgium	1,297	304	101	209	13	645		25	1	
Bulgaria	109	33	8	54	8			6		
Croatia	85	26	12	8	20			19		
Czech Republic	148	24	35	64	2	3	3	17		
Denmark	585	294	222	67	1			1		
Finland	455	229	105	80	11	4	1	25	3	
France	11,051	1,811	1,187	3,034	242	373	440	3,964		
Germany	5,938	775	1,031	3,347	20	1	339	425	106	3,804
Greece	159	62	39	36	17			5	4	
Hungary	452	82	58	103	46	34	8	121	1	32
Ireland	6,266									2,067
Italy	968	108	198	284	12	29		337		65
Liechtenstein	1,302	329	222	202	28		2	519		2
Luxembourg	14,208	3,787	3,076	4,117	276		322	2,630	437	3,420
Malta	124	26	23	20	2		6	47		31
Netherlands	1,030	369	262	109			123	167	14	
Norway	691	396	160	65	40			30		
Poland	508	186	94	133	55			40		
Portugal	420	48	26	53	6	5	239	43		
Romania	76	15	12	25	1	2		21	1	
Slovakia	89	9	26	44	4		6			4
Slovenia	115	75	9	26	5					
Spain	2,290	769	650	371	40	335		125	2	
Sweden	570	319	70	136	27			18	10	
Switzerland	906	398	268	187	18		34	1	20	
Turkey	390	63	99	91	28	15		94	10	
United Kingdom	2,915	1,115	278	479	22	11	35	975		
<b>Asia and Pacific</b>	<b>28,861</b>	<b>13,134</b>	<b>3,992</b>	<b>4,278</b>	<b>615</b>	<b>15</b>	<b>781</b>	<b>5,976</b>	<b>613</b>	<b>4,416</b>
Australia										
China	2,909	615	550	1,400	234			110	132	
India	870	317	259	28	52			144	61	
Japan	10,345	9,685	655		5				152	4,416
Korea, Rep. of	13,194	1,938	2,312	2,486	144		766	5,548	220	
New Zealand	586	178	72	237	42			57		
Pakistan	201	37	1	29	76	5		53		
Philippines	57	18	23	13	3				1	
Taiwan	699	346	120	85	59	10	15	64	47	
<b>Africa</b>	<b>1,817</b>	<b>401</b>	<b>56</b>	<b>1,168</b>	<b>45</b>		<b>70</b>	<b>77</b>		
South Africa	1,817	401	56	1,168	45		70	77		

Note: Components may not sum to total because of missing components. ETFs and Institutional Funds are included in the Totals and underlying categories. New Zealand and Trinidad and Tobago include home-and-foreign domiciled funds.

**Table 11**  
**TOTAL NET ASSETS INCLUDING FUNDS OF FUNDS**

Millions of Euros

	2015				2016	
	Q1	Q2	Q3	Q4	Q1	Q2
<b>World</b>	<b>38,293,052</b>	<b>37,663,230</b>	<b>35,459,405</b>	<b>37,599,010</b>	<b>36,657,257</b>	<b>38,107,590</b>
<b>Americas</b>	<b>21,119,488</b>	<b>20,442,311</b>	<b>19,086,220</b>	<b>20,170,534</b>	<b>19,648,020</b>	<b>20,636,505</b>
Argentina	16,163	16,763	17,384	15,096	12,449	14,873
Brazil	1,203,955	1,242,744	997,524	1,043,381	1,143,449	1,355,765
Canada	1,161,193	1,137,920	1,051,162	1,077,247	1,105,763	1,172,624
Chile	38,721	36,839	35,361	36,647	35,598	38,263
Costa Rica	2,079	2,629	2,463	2,329	2,436	2,266
Mexico	115,171	110,125	102,390	102,019	99,879	100,995
Trinidad & Tobago	6,705	6,470	6,374	6,414	6,036	6,138
United States	18,575,501	17,888,821	16,873,562	17,887,401	17,242,410	17,945,581
<b>Europe</b>	<b>13,060,664</b>	<b>12,931,809</b>	<b>12,393,079</b>	<b>12,927,684</b>	<b>12,655,580</b>	<b>12,894,262</b>
Austria	173,900	170,425	164,883	168,238	166,856	168,492
Belgium	123,805	120,631	120,666	127,875	125,493	120,689
Bulgaria	438	436	413	406	410	437
Croatia	1,758	1,943	1,754	1,814	1,870	2,037
Czech Republic	6,803	7,177	7,278	7,818	8,106	8,345
Denmark	108,900	108,164	103,821	107,873	106,872	107,162
Finland	95,468	97,373	92,621	97,416	95,601	97,182
France	1,715,112	1,696,011	1,657,430	1,682,808	1,666,959	1,680,868
Germany	1,753,472	1,713,115	1,669,941	1,726,533	1,758,230	1,804,731
Greece	4,546	4,425	4,437	4,422	4,157	4,153
Hungary	16,696	16,260	16,276	16,530	16,265	15,886
Ireland	1,895,936	1,857,926	1,780,224	1,898,825	1,830,709	1,916,901
Italy	227,163	229,625	228,949	235,348	229,976	232,331
Liechtenstein	43,017	43,597	41,271	42,331	40,300	41,072
Luxembourg	3,524,793	3,528,131	3,366,826	3,506,201	3,395,404	3,461,904
Malta	3,461	3,421	3,403	3,507	3,072	3,139
Netherlands	714,340	679,831	646,241	669,694	675,883	703,938
Norway	104,829	102,554	92,917	94,173	95,384	98,699
Poland	33,727	32,960	31,578	31,096	31,013	29,181
Portugal	23,299	22,601	21,970	23,149	22,314	21,616
Romania	4,457	4,455	4,428	4,627	4,700	4,659
Slovakia	5,603	5,653	5,600	5,697	5,573	5,589
Slovenia	2,433	2,404	2,193	2,309	2,217	2,264
Spain	249,124	252,014	246,701	252,333	247,646	249,182
Sweden	288,824	283,613	263,013	285,567	276,154	275,395
Switzerland	423,276	423,822	403,768	437,230	430,670	454,891
Turkey	13,497	12,903	11,476	11,837	11,603	12,367
United Kingdom	1,501,987	1,510,339	1,403,001	1,482,027	1,402,143	1,371,152
<b>Asia and Pacific</b>	<b>3,953,037</b>	<b>4,134,796</b>	<b>3,843,008</b>	<b>4,367,407</b>	<b>4,218,571</b>	<b>4,435,207</b>
Australia	1,465,762	1,419,304	1,274,121	1,397,367	1,391,707	1,438,712
China	762,223	1,001,583	917,208	1,160,219	1,025,052	1,039,749
India	136,236	144,936	141,784	155,511	140,430	160,766
Japan	1,145,398	1,129,337	1,115,510	1,220,386	1,217,453	1,328,778
Korea, Rep. of	335,942	334,628	298,122	325,103	338,028	354,521
New Zealand	38,482	34,827	33,292	38,494	38,177	41,758
Pakistan	4,233	3,738	3,852	4,114	4,055	4,055
Philippines	5,109	4,766	4,407	4,619	4,634	4,825
Taiwan	59,652	61,677	54,712	61,594	59,035	62,043
<b>Africa</b>	<b>159,863</b>	<b>154,314</b>	<b>137,098</b>	<b>133,385</b>	<b>135,086</b>	<b>141,616</b>
South Africa	159,863	154,314	137,098	133,385	135,086	141,616

Note: New Zealand and Trinidad and Tobago include home-and-foreign domiciled funds. ETFs and Institutional funds are included in the totals. An entry shown as zero is less than .500 million.

**Table 12**  
**TOTAL NET SALES INCLUDING FUNDS OF FUNDS**

Millions of Euros

	2015				2016	
	Q1	Q2	Q3	Q4	Q1	Q2
<b>World</b>	<b>549,300</b>	<b>593,215</b>	<b>234,573</b>	<b>582,632</b>	<b>154,242</b>	<b>205,890</b>
<b>Americas</b>	<b>140,656</b>	<b>128,136</b>	<b>64,916</b>	<b>199,368</b>	<b>105,437</b>	<b>22,410</b>
Argentina	1,227	1,120	704	931	-1,003	1,470
Brazil	6,734	10,095	-333	-4,416	8,056	1,104
Canada	35,620	25,437	15,978	40,371	21,089	13,300
Chile	-1,633	106	1,549	898	-1,582	1,189
Costa Rica	103	639	-157	-202		
Mexico	2,267	1,995	55	-4,794	1,418	3,510
Trinidad & Tobago	37	51	-48	-63	-4	-27
United States	96,301	88,693	47,168	166,643	77,463	1,864
<b>Europe</b>	<b>296,893</b>	<b>157,581</b>	<b>89,893</b>	<b>169,051</b>	<b>39,273</b>	<b>113,537</b>
Austria	3,110	1,915	-4	788	-1,202	363
Belgium						
Bulgaria	24	3	-16	-10	6	26
Croatia	21	58	52	95	41	203
Czech Republic	355	402	295	381	240	213
Denmark	1,428	3,722	740	636	233	2,173
Finland	3,810	4,173	120	717	-371	474
France	26,100	-500	2,900	-6,500	17,200	-11,400
Germany	52,104	27,084	26,670	42,500	30,774	24,836
Greece	-237	-9	-52	-89	-130	-33
Hungary	75	102	68	157	-474	-295
Ireland	51,327	-11,899	12,330	63,220	-1,628	57,123
Italy	10,278	8,551	5,384	2,747	-1,440	1,960
Liechtenstein	-56	703	501	-293	-875	-297
Luxembourg	131,380	98,987	30,365	37,239	-15,310	30,145
Malta	-465	90	101	42	-282	70
Netherlands	-10,892	-1,796	5,794	1,811	8,927	5,619
Norway	4,156	-732	556	-2,518	1,795	962
Poland	1,087	466	-433	-284	-344	-293
Portugal	165	-315	-272	753	-330	-700
Romania	262	33	-102	146	1	-28
Slovakia	142	106	64	66	-104	-34
Slovenia	66	3	10	12	-15	3
Spain	12,890	7,772	1,162	2,255	-618	2,633
Sweden	4,471	1,432	304	4,239	-433	210
Switzerland	11,734	4,686	-618	14,052	5,550	6,046
Turkey	611	-145	-14	-566	-460	564
United Kingdom	-7,053	12,689	3,988	7,455	-1,478	-7,006
<b>Asia and Pacific</b>	<b>109,532</b>	<b>305,386</b>	<b>76,095</b>	<b>212,481</b>	<b>7,853</b>	<b>67,564</b>
Australia						
China	31,697	223,092	14,346	157,312	-25,069	20,122
India	4,576	16,082	-994	10,210	-6,104	12,320
Japan	56,332	52,981	58,267	42,593	21,868	18,995
Korea, Rep. of	16,076	10,980	3,124	-2,390	17,226	14,290
New Zealand	705	465	836	666	480	802
Pakistan	256	-485	223	30	131	-163
Philippines	161	26	2	105	25	13
Taiwan	-271	2,245	291	3,955	-704	1,185
<b>Africa</b>	<b>2,219</b>	<b>2,112</b>	<b>3,669</b>	<b>1,732</b>	<b>1,679</b>	<b>2,379</b>
South Africa	2,219	2,112	3,669	1,732	1,679	2,379

Note: New Zealand and Trinidad and Tobago include home-and-foreign domiciled funds. ETFs and Institutional funds are included in the totals. An entry shown as zero indicates an amount that is between \$-0.499 million and \$0.499 million.

**Table 13**  
**NUMBER OF FUNDS INCLUDING FUNDS OF FUNDS**

	2015				2016	
	Q1	Q2	Q3	Q4	Q1	Q2
<b>World</b>	<b>113,922</b>	<b>115,349</b>	<b>115,965</b>	<b>117,212</b>	<b>117,763</b>	<b>119,120</b>
<b>Americas</b>	<b>32,455</b>	<b>32,765</b>	<b>32,805</b>	<b>32,978</b>	<b>33,021</b>	<b>33,241</b>
Argentina	314	325	342	346	357	366
Brazil	14,428	14,477	14,354	14,444	14,458	14,615
Canada	3,779	3,824	3,850	3,894	3,881	3,907
Chile	2,472	2,525	2,572	2,500	2,476	2,452
Costa Rica	66	67	67	66	64	66
Mexico	561	567	561	563	569	571
Trinidad & Tobago	44	44	44	44	44	44
United States	10,791	10,936	11,015	11,121	11,172	11,220
<b>Europe</b>	<b>54,302</b>	<b>54,548</b>	<b>54,662</b>	<b>55,036</b>	<b>55,093</b>	<b>55,201</b>
Austria	2,096	2,089	2,090	2,076	2,070	2,054
Belgium	1,388	1,370	1,351	1,351	1,351	1,297
Bulgaria	104	104	104	105	107	109
Croatia	84	82	83	85	85	85
Czech Republic	140	142	145	144	146	148
Denmark	537	562	559	571	587	585
Finland	463	458	451	457	458	455
France	11,268	11,227	11,110	11,122	11,050	11,051
Germany	5,873	5,864	5,902	5,917	5,930	5,938
Greece	164	164	164	163	160	159
Hungary	413	419	427	442	455	452
Ireland	5,897	6,007	6,060	6,201	6,242	6,266
Italy	849	875	890	909	939	968
Liechtenstein	1,175	1,199	1,231	1,272	1,270	1,302
Luxembourg	13,910	14,015	14,081	14,108	14,179	14,208
Malta	116	121	130	132	129	124
Netherlands	984	992	995	1,015	1,039	1,030
Norway	620	637	644	700	684	691
Poland	466	473	470	471	490	508
Portugal	450	436	435	437	428	420
Romania	69	73	71	74	74	76
Slovakia	88	88	87	88	88	89
Slovenia	112	112	112	112	114	115
Spain	2,269	2,255	2,246	2,238	2,255	2,290
Sweden	567	578	575	560	545	570
Switzerland	884	892	892	904	905	906
Turkey	407	389	390	387	400	390
United Kingdom	2,909	2,925	2,967	2,995	2,913	2,915
<b>Asia and Pacific</b>	<b>25,597</b>	<b>26,456</b>	<b>26,859</b>	<b>27,492</b>	<b>27,892</b>	<b>28,861</b>
Australia						
China	1,881	2,230	2,384	2,558	2,723	2,909
India	848	866	882	880	870	870
Japan	9,082	9,385	9,556	9,804	10,018	10,345
Korea, Rep. of	12,294	12,467	12,533	12,726	12,761	13,194
New Zealand	612	611	600	609	579	586
Pakistan	180	183	189	188	197	201
Philippines	53	55	55	55	55	57
Taiwan	647	659	660	672	689	699
<b>Africa</b>	<b>1,568</b>	<b>1,580</b>	<b>1,639</b>	<b>1,706</b>	<b>1,757</b>	<b>1,817</b>
South Africa	1,568	1,580	1,639	1,706	1,757	1,817

Note: New Zealand and Trinidad and Tobago include home-and-foreign domiciled funds. ETFs and Institutional funds are included in the totals.



# Worldwide Public Tables, 2016:Q2

## Table of Contents

Local currency

---

### **REGIONAL SUMMARY BY TYPE OF FUND**

---

Worldwide Total Net Assets, Net Sales and Number of Funds Excluding and Including Funds of Funds Table 1

---

### **TABLES EXCLUDING FUNDS OF FUNDS**

---

Total Net Assets by Type of Fund Table 2  
Total Net Sales by Type of Fund Table 3  
Number of Funds by Type of Fund Table 4  
Total Net Assets Time Series Table 5  
Total Net Sales Time Series Table 6  
Number of Funds Time Series Table 7

---

### **TABLES INCLUDING FUNDS OF FUNDS**

---

Total Net Assets by Type of Fund Table 8  
Total Net Sales by Type of Fund Table 9  
Number of Funds by Type of Fund Table 10  
Total Net Assets Time Series Table 11  
Total Net Sales Time Series Table 12  
Number of Funds Time Series Table 13

**Table 1**  
**REGIONAL SUMMARY BY TYPE OF FUND, 2016:Q2**

**Table 1, the Regional Summary, is not applicable in local currency.**

---

Table 2

## TOTAL NET ASSETS

## EXCLUDING FUNDS OF FUNDS BY TYPE OF FUND, 2016:Q2

Millions of units of local currency, end of quarter

	TOTAL	Equity	Bond	Balanced/ Mixed	Money Market	Guaranteed/ Protected	Real Estate	Other Funds	Memo	
									ETFs	Institutional Funds
<b>Americas</b>										
Argentina	248,431	7,678	145,890	59,492	35,370					
Brazil	3,162,718	155,352	1,847,757	628,886	227,432	3,561	58,934	240,796	3,471	1,210,829
Canada	1,266,944	402,340	168,505	659,234	23,988			12,877		
Chile	28,169,747	1,276,934	11,449,847	4,390,724	10,652,660			399,582	26,542	
Costa Rica	1,379,250	6,032	122,692		1,250,526					
Mexico	1,957,912	196,210	502,587	245,898	1,013,217					
Trinidad & Tobago	45,270	281	37,914	7,075						13
United States	18,130,222	9,950,868	4,031,269	1,379,292	2,692,163			76,631	2,229,295	
<b>Europe</b>										
Austria	139,912	16,227	68,541	43,711	90	1,904	6,223	3,217		76,823
Belgium	79,647	25,983	9,222	3,552	14,530	9,926		16,434	229	
Bulgaria	849	156	128	469	79			18		
Croatia	15,336	1,488	2,206	755	10,263			625		
Czech Republic	207,277	29,371	74,923	87,196	684	349	14,754			
Denmark	753,784	308,731	396,240	48,265	330			219		
Finland	80,892	30,697	33,818	9,983	3,819	105	28	2,443	181	
France	1,680,868	276,365	251,242	309,858	324,214	25,256	103,500	390,433		
Germany	1,726,294	238,891	459,354	775,863	8,003	171	145,255	98,756	41,722	1,388,397
Greece	3,708	750	1,271	1,036	514			137	24	
Hungary	4,162,861	173,266	1,276,822	176,098	1,082,570	102,751	630,751	720,602	3,322	213,083
Ireland	1,916,901	471,077	386,318	92,661	459,672		11,230	495,943	245,752	402,733
Italy	183,095	17,854	46,587	27,450	5,441	408		85,356		6,680
Liechtenstein	43,671	8,751	9,403	15,553	2,845		6	7,114		3
Luxembourg	3,461,904	1,008,277	1,079,526	763,336	281,898		48,257	280,610	63,511	398,513
Malta	3,130	373	1,161	858	83		24	632		123
Netherlands	703,938	260,663	273,399	17,171			85,211	67,494	1,750	
Norway	917,954	420,625	348,472	55,600	84,408			8,849		
Poland	124,126	22,642	32,697	32,428	34,470			1,888		
Portugal	19,138	932	1,109	567	2,646	213	10,828	2,843		
Romania	21,074	307	10,735	490	105	553		8,885	2	
Slovakia	5,589	337	1,563	2,248	513		928			47
Slovenia	2,202	1,301	168	667	66					
Spain	249,182	38,169	74,864	94,104	9,044	21,771		11,229	293	
Sweden	2,307,145	1,437,086	174,205	474,545	182,045			39,264	20,918	
Switzerland	475,231	146,777	144,159	132,002	19,794		32,499		4,184	
Turkey	39,647	1,279	20,140	3,736	11,944	238		2,308	180	
United Kingdom	1,110,724	493,441	146,306	107,188	4,915	805	22,106	335,963		
<b>Asia and Pacific</b>										
Australia	2,143,683	843,922	117,828					1,181,933		
China	7,673,993	665,475	813,644	1,903,716	4,200,939			90,220	465,710	
India	11,977,750	3,631,700	4,596,730	459,920	2,441,290			848,110	258,040	
Japan	152,240,342	136,853,344	14,439,561		947,437				14,954,208	66,177,237
Korea, Rep. of	440,286,463	70,383,571	104,221,138	38,565,713	107,544,900		40,094,268	79,476,874	23,469,784	
New Zealand	64,984	7,872	5,794	41,626	6,507			3,184		
Pakistan	435,176	177,510	8,691	32,959	191,881	4,642		19,493		
Philippines	252,625	100,369	102,644	39,881	9,732				980	
Taiwan	2,086,030	499,541	211,337	89,594	956,472	15,846	27,687	285,553	270,593	
<b>Africa</b>										
South Africa	1,956,351	463,563	54,326	987,958	275,618		78,406	96,479		

Note: Components may not sum to total because of rounding or missing components. ETFs and Institutional Funds are included in the Totals and underlying categories. Croatia, France, Ireland, Japan, Luxembourg, Netherlands, Norway, Slovakia, and Turkey cannot exclude funds of funds. New Zealand and Trinidad and Tobago include home-and-foreign domiciled funds. An entry shown as zero indicates an amount that is less than 0.500 million.

Table 3

## TOTAL NET SALES

## EXCLUDING FUNDS OF FUNDS BY TYPE OF FUND, 2016:Q2

Millions of units of local currency, quarterly

	TOTAL	Equity	Bond	Balanced/ Mixed	Money Market	Guaranteed/ Protected	Real Estate	Other Funds	Memo	
									ETFs	Institutional Funds
<b>Americas</b>										
Argentina	23,618	-223	17,994	9,817	-3,970					
Brazil	4,362	-2,610	-5,285	11,354	-237	-126		1,265	-690	4,092
Canada	11,126	-31	4,322	7,341	-876			370		
Chile	909,386	-123,891	775,249	57,725	191,697			8,606	494	
Costa Rica										
Mexico	71,835	-8,275	34,856	4,215	41,039					
Trinidad & Tobago	-203	-9	-59	-135						-14
United States	-9,157	-33,038	75,871	1,669	-60,779			7,119	30,825	
<b>Europe</b>										
Austria	324	-102	-356	575	2	-108	287	26		-148
Belgium										
Bulgaria	51	13		36	2					
Croatia	1,527	-76	726	-51	1,011			-84		
Czech Republic	4,843	404	75	3,400	9	-1	957			
Denmark	14,667	2,373	10,602	1,697	16			-20		
Finland	391	-996	1,122	56	106	-5	1	107		
France	-11,400	-2,700	600	-200	-8,700	-400				
Germany	22,251	1,598	4,311	6,613	-1,322	10	3,025	8,015	-1,304	19,543
Greece	-22	-13	4	-27	17			-3	1	
Hungary	-78,662	2,241	-1,780	3,395	-126,196	-10,266	43,992	9,953		32,418
Ireland	57,123	7,094	12,783	2,585	30,128		640	3,893	9,649	3,500
Italy	2,071	-582	218	5,341	-327	-84		-2,494		115
Liechtenstein	-286	-247	66	80	-211			26		-1
Luxembourg	30,145	-11,318	17,911	9,058	6,715		1,771	6,008		8,919
Malta	70	-4	46	50	-23		7	-6		-2
Netherlands	5,619	2,605	-1,419	113			577	3,743	421	
Norway	8,967	-4,182	7,333	-523	6,559			-220		
Poland	-1,056	-1,055	376	-323	-442			388		
Portugal	-598	-31	-255	-17	-292	-33		29		
Romania	-125	-6	-219	-30	-8	-20		158		
Slovakia	-34	-4	-33	31	-75		47			1
Slovenia		-10	12	-1						
Spain	2,633	-370	2,989	-1,185	116	1,049		34	-23	
Sweden	1,464	8,305	11	2,632	-8,958			-525	-155	
Switzerland	6,686	113	6,780	-1,462	1,037		218		11	
Turkey	1,844	56	1,047	209	209	33		289	34	
United Kingdom	-6,296	-7,607	-212	-374	814	-85	-2,743	3,911		
<b>Asia and Pacific</b>										
Australia										
China	148,501	-2,595	35,575	44,496	60,828			10,197	-13,014	
India	934,160	84,180	415,090	37,420	380,650			16,820	16,180	
Japan	2,316,018	3,594,540	-949,697		-328,825				286,433	3,224,457
Korea, Rep. of	18,414,018	-2,945,437	9,693,771	-326,182	3,072,773		5,116,207	3,802,887	51,656	
New Zealand	1,311	-54	571	634	186			-26		
Pakistan	-22,552	3,917	-359	4,041	-31,787	-20		1,656		
Philippines	660	-2,266	3,069	-1,116	974				-172	
Taiwan	39,688	-7,166	2,216	-268	10,733	-217	8,967	25,422	28,305	
<b>Africa</b>										
South Africa	33,737	1,777	2,336	13,752	10,541		571	4,759		

Note: Components may not sum to total because of rounding or missing components. ETFs and Institutional Funds are included in the Totals and underlying categories. Croatia, France, Ireland, Japan, Luxembourg, Netherlands, Norway, Slovakia, and Turkey cannot exclude funds of funds. New Zealand and Trinidad and Tobago include home-and-foreign domiciled funds. An entry shown as zero indicates an amount that is between \$-0.499 million and \$0.499 million.

Table 4

## NUMBER OF FUNDS

## EXCLUDING FUNDS OF FUNDS BY TYPE OF FUND, 2016:Q2

End of quarter

	TOTAL	Equity	Bond	Balanced/ Mixed	Money Market	Guaranteed/ Protected	Real Estate	Other Funds	Memo	
									ETFs	Institutional Funds
<b>World</b>	<b>108,044</b>	<b>34,810</b>	<b>18,401</b>	<b>25,260</b>	<b>2,690</b>	<b>1,569</b>	<b>2,675</b>	<b>16,373</b>	<b>2,911</b>	<b>17,351</b>
<b>Americas</b>	<b>25,555</b>	<b>9,671</b>	<b>5,686</b>	<b>7,073</b>	<b>1,083</b>	<b>49</b>	<b>256</b>	<b>1,737</b>	<b>1,689</b>	<b>2,674</b>
Argentina	366	50	165	120	31					
Brazil	9,057	1,220	1,836	4,206	97	49	256	1,393	14	2,673
Canada	3,275	1,614	445	935	100			181		
Chile	2,452	573	575	977	249			78	1	
Costa Rica	64	2	16		46					
Mexico	508	136	177	79	116					
Trinidad & Tobago	44	11	19	14						1
United States	9,789	6,065	2,453	742	444			85	1,674	
<b>Europe</b>	<b>53,205</b>	<b>11,662</b>	<b>8,699</b>	<b>13,119</b>	<b>947</b>	<b>1,505</b>	<b>1,568</b>	<b>9,439</b>	<b>609</b>	<b>10,261</b>
Austria	1,583	262	549	663	3	48	10	48		836
Belgium	1,101	287	85	48	13	645		23	1	
Bulgaria	108	32	8	54	8			6		
Croatia	85	26	12	8	20			19		
Czech Republic	131	24	35	64	2	3	3			
Denmark	554	292	198	62	1			1		
Finland	371	196	89	45	11	4	1	25	3	
France	11,051	1,811	1,187	3,034	242	373	440	3,964		
Germany	5,629	724	1,025	3,130	20	1	339	390	106	3,804
Greece	135	50	34	29	17			5	4	
Hungary	318	52	52	48	46	34	8	78	1	32
Ireland	6,266									2,067
Italy	718	96	185	88	12	29		308		65
Liechtenstein	1,223	329	217	202	28		2	445		2
Luxembourg	14,208	3,787	3,076	4,117	276		322	2,630	437	3,420
Malta	122	26	23	20	2		6	45		31
Netherlands	1,030	369	262	109			123	167	14	
Norway	691	396	160	65	40			30		
Poland	415	145	83	108	55			24		
Portugal	383	48	25	27	6	5	239	33		
Romania	76	15	12	25	1	2		21	1	
Slovakia	89	9	26	44	4		6			4
Slovenia	112	74	9	24	5					
Spain	2,290	769	650	371	40	335		125	2	
Sweden	472	290	64	78	27			13	10	
Switzerland	863	392	260	159	18		34		20	
Turkey	390	63	99	91	28	15		94	10	
United Kingdom	2,791	1,098	274	406	22	11	35	945		
<b>Asia and Pacific</b>	<b>27,881</b>	<b>13,122</b>	<b>3,965</b>	<b>4,248</b>	<b>615</b>	<b>15</b>	<b>781</b>	<b>5,135</b>	<b>613</b>	<b>4,416</b>
Australia										
China	2,909	615	550	1,400	234			110	132	
India	800	317	259	28	52			144	61	
Japan	10,345	9,685	655		5				152	4,416
Korea, Rep. of	12,389	1,938	2,312	2,486	144		766	4,743	220	
New Zealand	586	178	72	237	42			57		
Pakistan	168	37	1	29	76	5		20		
Philippines	57	18	23	13	3				1	
Taiwan	627	334	93	55	59	10	15	61	47	
<b>Africa</b>	<b>1,403</b>	<b>355</b>	<b>51</b>	<b>820</b>	<b>45</b>		<b>70</b>	<b>62</b>		
South Africa	1,403	355	51	820	45		70	62		

Note: Components may not sum to total because of missing components. ETFs and Institutional Funds are included in the Totals and underlying categories. Croatia, France, Ireland, Japan, Luxembourg, Netherlands, Norway, Slovakia, and Turkey cannot exclude funds of funds. New Zealand and Trinidad and Tobago include home-and-foreign domiciled funds.

**Table 5**  
**TOTAL NET ASSETS EXCLUDING FUNDS OF FUNDS**

Millions of units of local currency

	2015				2016	
	Q1	Q2	Q3	Q4	Q1	Q2
<b>World</b>						
<b>Americas</b>						
Argentina	153,356	170,380	183,426	212,528	208,413	248,431
Brazil	2,730,816	2,827,090	2,887,299	2,944,975	3,065,110	3,162,718
Canada	1,219,831	1,218,289	1,193,696	1,231,131	1,234,195	1,266,944
Chile	26,052,413	26,330,121	27,587,201	28,276,293	27,055,164	28,169,747
Costa Rica	1,193,610	1,574,498	1,479,821	1,361,329	1,491,312	1,379,250
Mexico	1,815,277	1,860,594	1,858,071	1,822,970	1,874,479	1,957,912
Trinidad & Tobago	45,974	45,972	45,269	44,850	45,351	45,270
United States	18,227,599	18,231,572	17,228,986	17,752,399	17,875,701	18,130,222
<b>Europe</b>						
Austria	144,371	140,379	137,395	138,880	138,167	139,912
Belgium	87,573	80,906	79,840	84,610	83,736	79,647
Bulgaria	851	846	802	790	796	849
Croatia	13,443	14,754	13,407	13,858	14,071	15,336
Czech Republic	172,087	179,529	182,114	193,902	201,270	207,277
Denmark	809,564	802,737	770,165	799,729	754,059	753,784
Finland	79,536	81,348	77,367	81,153	79,605	80,892
France	1,715,112	1,696,011	1,657,430	1,682,808	1,666,959	1,680,868
Germany	1,678,819	1,637,544	1,601,622	1,653,122	1,683,607	1,726,294
Greece	4,021	3,901	3,951	3,942	3,709	3,708
Hungary	4,142,215	4,177,792	4,194,953	4,296,976	4,230,449	4,162,861
Ireland	1,895,936	1,857,926	1,780,224	1,898,825	1,830,709	1,916,901
Italy	193,525	190,974	188,240	190,931	181,493	183,095
Liechtenstein	44,642	44,257	43,942	44,723	43,059	43,671
Luxembourg	3,524,793	3,528,131	3,366,826	3,506,201	3,395,404	3,461,904
Malta	3,452	3,412	3,394	3,498	3,063	3,130
Netherlands	714,340	679,831	646,241	669,694	675,883	703,938
Norway	912,387	901,275	885,010	904,348	897,998	917,954
Poland	131,904	131,329	128,368	126,449	126,601	124,126
Portugal	20,596	19,870	19,342	20,456	19,746	19,138
Romania	19,710	20,023	19,615	20,974	21,015	21,074
Slovakia	5,603	5,653	5,600	5,697	5,573	5,589
Slovenia	2,370	2,343	2,138	2,249	2,159	2,202
Spain	249,124	252,014	246,701	252,333	247,646	249,182
Sweden	2,422,568	2,348,737	2,223,315	2,363,274	2,296,060	2,307,145
Switzerland	435,758	434,177	433,257	454,978	452,029	475,231
Turkey	37,850	38,454	38,906	37,599	37,268	39,647
United Kingdom	1,075,759	1,057,067	1,017,680	1,067,577	1,089,107	1,110,724
<b>Asia and Pacific</b>						
Australia	2,073,006	2,059,933	2,033,910	2,087,995	2,069,294	2,143,683
China	5,083,979	6,947,247	6,531,082	8,202,411	7,531,505	7,673,993
India	9,076,690	10,237,450	10,342,980	11,126,380	10,517,950	11,977,750
Japan	148,038,592	154,752,214	149,808,842	159,729,968	156,036,292	152,240,342
Korea, Rep. of	389,351,143	405,234,879	383,093,043	403,399,853	425,991,925	440,286,463
New Zealand	55,423	57,585	58,285	61,350	62,910	64,984
Pakistan	438,565	397,170	420,291	436,123	447,800	435,176
Philippines	245,701	240,455	230,712	235,868	242,540	252,625
Taiwan	1,865,279	1,991,272	1,888,041	2,075,150	2,035,467	2,086,030
<b>Africa</b>						
South Africa	1,774,568	1,780,989	1,802,918	1,888,189	1,920,040	1,956,351

Note: New Zealand and Trinidad and Tobago include home-and-foreign domiciled funds. Croatia, France, Ireland, Japan, Luxembourg, Netherlands, Norway, Slovakia, and Turkey cannot exclude funds of funds. ETFs and Institutional funds are included in the totals. An entry shown as zero is less than .500 million.

Table 6

**TOTAL NET SALES EXCLUDING FUNDS OF FUNDS**

Millions of units of local currency

	2015				2016	
	Q1	Q2	Q3	Q4	Q1	Q2
<b>World</b>						
<b>Americas</b>						
Argentina	11,999	11,085	7,239	10,358	-16,467	23,618
Brazil	21,784	34,245	-1,310	-18,598	33,978	4,362
Canada	30,920	20,785	13,746	39,975	17,408	11,126
Chile	-1,148,794	72,580	1,165,039	686,105	-1,206,205	909,386
Costa Rica	62,483	377,680	-93,681	-118,185		
Mexico	37,107	30,835	-3,935	-91,891	26,419	71,835
Trinidad & Tobago	267	359	-337	-437	-30	-203
United States	81,331	69,664	46,011	156,130	75,161	-9,157
<b>Europe</b>						
Austria	1,970	373	228	288	-1,217	324
Belgium						
Bulgaria	46	5	-32	-20	11	51
Croatia	161	438	390	722	309	1,527
Czech Republic	8,984	9,949	6,946	9,231	5,515	4,843
Denmark	10,333	27,315	4,917	4,154	118	14,667
Finland	2,995	3,689	65	335	-335	391
France	26,100	-500	2,900	-6,500	17,200	-11,400
Germany	49,956	24,706	22,742	37,382	28,352	22,251
Greece	-267	-21	-47	-62	-118	-22
Hungary	-23,790	-795	33,756	55,842	-103,737	-78,662
Ireland	51,327	-11,899	12,330	63,220	-1,628	57,123
Italy	6,064	2,641	924	516	-1,404	2,071
Liechtenstein	-58	753	550	-313	-955	-286
Luxembourg	131,380	98,987	30,365	37,239	-15,310	30,145
Malta	-465	90	101	42	-282	70
Netherlands	-10,892	-1,796	5,794	1,811	8,927	5,619
Norway	36,300	-6,208	5,080	-23,513	17,116	8,967
Poland	3,272	1,065	-1,231	-1,459	-892	-1,056
Portugal	-181	-384	-252	743	-230	-598
Romania	1,170	148	-452	653	3	-125
Slovakia	142	106	64	66	-104	-34
Slovenia	53	3	10	11	-15	0
Spain	12,890	7,772	1,162	2,255	-618	2,633
Sweden	27,108	6,906	407	34,079	-4,256	1,464
Switzerland	12,550	4,605	-1,160	14,724	6,190	6,686
Turkey	1,634	-505	-44	-1,802	-1,496	1,844
United Kingdom	-6,529	7,873	802	4,534	-1,788	-6,296
<b>Asia and Pacific</b>						
Australia						
China	222,622	1,529,354	100,534	1,101,846	-180,288	148,501
India	324,960	1,130,640	-67,730	738,970	-451,630	934,160
Japan	7,559,163	7,104,641	7,912,920	5,665,801	2,744,021	2,316,018
Korea, Rep. of	19,337,602	12,397,057	4,194,567	-3,769,980	21,386,546	18,414,018
New Zealand	1,056	702	1,427	1,093	791	1,311
Pakistan	25,254	-55,827	23,711	-13	10,298	-22,552
Philippines	8,063	1,305	104	5,403	1,283	660
Taiwan	-15,216	84,184	11,042	148,057	-28,223	39,688
<b>Africa</b>						
South Africa	16,363	21,149	44,514	18,846	25,693	33,737

Note: New Zealand and Trinidad and Tobago include home-and-foreign domiciled funds. Croatia, France, Ireland, Japan, Luxembourg, Netherlands, Norway, Slovakia, and Turkey cannot exclude funds of funds. ETFs and Institutional funds are included in the totals. An entry shown as zero indicates an amount that is between \$-0.499 million and \$0.499 million.

Table 7

**NUMBER OF FUNDS EXCLUDING FUNDS OF FUNDS**

	2015				2016	
	Q1	Q2	Q3	Q4	Q1	Q2
<b>World</b>	<b>102,975</b>	<b>104,293</b>	<b>104,961</b>	<b>106,190</b>	<b>106,794</b>	<b>108,044</b>
<b>Americas</b>	<b>24,631</b>	<b>24,902</b>	<b>25,031</b>	<b>25,230</b>	<b>25,347</b>	<b>25,555</b>
Argentina	314	325	342	346	357	366
Brazil	8,629	8,660	8,654	8,783	8,906	9,057
Canada	3,182	3,218	3,241	3,283	3,255	3,275
Chile	2,472	2,525	2,572	2,500	2,476	2,452
Costa Rica	65	66	66	65	63	64
Mexico	493	501	495	499	506	508
Trinidad & Tobago	44	44	44	44	44	44
United States	9,432	9,563	9,617	9,710	9,740	9,789
<b>Europe</b>	<b>52,483</b>	<b>52,677</b>	<b>52,790</b>	<b>53,123</b>	<b>53,151</b>	<b>53,205</b>
Austria	1,621	1,618	1,620	1,596	1,598	1,583
Belgium	1,215	1,193	1,164	1,164	1,164	1,101
Bulgaria	103	103	103	104	106	108
Croatia	84	82	83	85	85	85
Czech Republic	125	126	129	128	129	131
Denmark	525	546	543	555	571	554
Finland	378	373	365	371	373	371
France	11,268	11,227	11,110	11,122	11,050	11,051
Germany	5,550	5,547	5,589	5,604	5,625	5,629
Greece	140	140	140	139	136	135
Hungary	292	295	300	316	324	318
Ireland	5,897	6,007	6,060	6,201	6,242	6,266
Italy	682	697	708	713	696	718
Liechtenstein	1,124	1,118	1,150	1,184	1,190	1,223
Luxembourg	13,910	14,015	14,081	14,108	14,179	14,208
Malta	113	118	128	130	127	122
Netherlands	984	992	995	1,015	1,039	1,030
Norway	620	637	644	700	684	691
Poland	396	402	397	391	403	415
Portugal	408	397	398	399	390	383
Romania	69	73	71	74	74	76
Slovakia	88	88	87	88	88	89
Slovenia	109	109	109	109	111	112
Spain	2,269	2,255	2,246	2,238	2,255	2,290
Sweden	479	481	482	471	462	472
Switzerland	841	850	850	860	861	863
Turkey	401	383	390	387	400	390
United Kingdom	2,792	2,805	2,848	2,871	2,789	2,791
<b>Asia and Pacific</b>	<b>24,650</b>	<b>25,489</b>	<b>25,866</b>	<b>26,510</b>	<b>26,936</b>	<b>27,881</b>
Australia						
China	1,881	2,230	2,384	2,558	2,723	2,909
India	779	797	809	804	799	800
Japan	9,082	9,385	9,556	9,804	10,018	10,345
Korea, Rep. of	11,504	11,657	11,706	11,918	11,979	12,389
New Zealand	612	611	600	609	579	586
Pakistan	161	164	166	160	165	168
Philippines	53	55	55	55	55	57
Taiwan	578	590	590	602	618	627
<b>Africa</b>	<b>1,211</b>	<b>1,225</b>	<b>1,274</b>	<b>1,327</b>	<b>1,360</b>	<b>1,403</b>
South Africa	1,211	1,225	1,274	1,327	1,360	1,403

Note: New Zealand and Trinidad and Tobago include home-and-foreign domiciled funds. Croatia, France, Ireland, Japan, Luxembourg, Netherlands, Norway, Slovakia, and Turkey cannot exclude funds of funds. ETFs and Institutional funds are included in the totals.



Table 8

**TOTAL NET ASSETS**  
**INCLUDING FUNDS OF FUNDS BY TYPE OF FUND, 2016:Q2**

Millions of units of local currency, end of quarter

	TOTAL	Equity	Bond	Balanced/ Mixed	Other				Memo	
					Money Market	Guaranteed/ Protected	Real Estate	Other Funds	ETFs	Institutional Funds
<b>Americas</b>										
Argentina	248,431	7,678	145,890	59,492	35,370					
Brazil	4,836,106	193,075	3,128,633	970,912	227,432	3,561	58,934	253,559	3,471	1,210,829
Canada	1,682,508	415,108	173,960	1,056,269	23,988			13,183		
Chile	28,169,747	1,276,934	11,449,847	4,390,724	10,652,660			399,582	26,542	
Costa Rica	1,380,650	6,032	122,692		1,250,526					
Mexico	2,049,702	199,355	502,587	334,543	1,013,217					
Trinidad & Tobago	45,270	281	37,914	7,075						13
United States	19,923,184	10,098,231	4,031,269	3,024,890	2,692,163			76,631	2,229,295	
<b>Europe</b>										
Austria	168,492	22,076	70,316	64,505	90	1,904	6,223	3,380		76,823
Belgium	120,689	26,752	11,236	41,793	14,530	9,926		16,450	229	
Bulgaria	854	161	128	469	79			18		
Croatia	15,336	1,488	2,206	755	10,263			625		
Czech Republic	226,420	29,371	74,923	87,196	684	349	14,754	19,143		
Denmark	797,232	313,044	415,807	67,833	330			219		
Finland	97,182	33,728	38,618	18,442	3,819	105	28	2,443	181	
France	1,680,868	276,365	251,242	309,858	324,214	25,256	103,500	390,433		
Germany	1,804,731	243,287	459,604	846,930	8,003	171	145,255	101,480	41,722	1,388,397
Greece	4,153	945	1,342	1,215	514			137	24	
Hungary	5,039,090	261,186	1,307,672	749,864	1,082,570	102,751	630,751	904,294	3,322	213,083
Ireland	1,916,901	471,077	386,318	92,661	459,672		11,230	495,943	245,752	402,733
Italy	232,331	18,329	48,009	71,706	5,441	408		88,439		6,680
Liechtenstein	44,633	8,751	9,422	15,553	2,845		6	8,056		3
Luxembourg	3,461,904	1,008,277	1,079,526	763,336	281,898		48,257	280,610	63,511	398,513
Malta	3,139	373	1,161	858	83		24	641		123
Netherlands	703,938	260,663	273,399	17,171			85,211	67,494	1,750	
Norway	917,954	420,625	348,472	55,600	84,408			8,849		
Poland	129,454	24,530	33,430	33,869	34,470			3,154		
Portugal	21,616	932	1,129	2,484	2,646	213	10,828	3,385		
Romania	21,074	307	10,735	490	105	553		8,885	2	
Slovakia	5,589	337	1,563	2,248	513		928			47
Slovenia	2,264	1,357	168	673	66					
Spain	249,182	38,169	74,864	94,104	9,044	21,771		11,229	293	
Sweden	2,595,449	1,512,676	252,276	603,428	182,045			45,024	20,918	
Switzerland	494,328	148,662	157,289	135,269	19,794		32,499	815	4,184	
Turkey	39,647	1,279	20,140	3,736	11,944	238		2,308	180	
United Kingdom	1,133,261	501,233	147,772	112,382	4,915	805	22,106	344,048		
<b>Asia and Pacific</b>										
Australia	2,143,683	843,922	117,828					1,181,933		
China	7,673,993	665,475	813,644	1,903,716	4,200,939			90,220	465,710	
India	12,052,330	3,631,700	4,596,730	459,920	2,441,290			848,110	258,040	
Japan	152,240,342	136,853,344	14,439,561		947,437				14,954,208	66,177,237
Korea, Rep. of	453,444,070	70,383,571	104,221,138	38,565,713	107,544,900		40,094,268	92,634,481	23,469,784	
New Zealand	64,984	7,872	5,794	41,626	6,507			3,184		
Pakistan	471,562	177,510	8,691	32,959	191,881	4,642		55,879		
Philippines	252,625	100,369	102,644	39,881	9,732				980	
Taiwan	2,221,928	508,008	255,524	170,408	956,472	15,846	27,687	287,983	270,593	
<b>Africa</b>										
South Africa	2,315,362	539,751	57,062	1,261,692	275,618		78,406	102,831		

Note: Components may not sum to total because of rounding or missing components. ETFs and Institutional Funds are included in the Totals and underlying categories. New Zealand and Trinidad and Tobago include home-and-foreign domiciled funds. An entry shown as zero indicates an amount that is less than 0.500 million.

Table 9

**TOTAL NET SALES  
INCLUDING FUNDS OF FUNDS BY TYPE OF FUND, 2016:Q2**

Millions of units of local currency, quarterly

	TOTAL	Equity	Bond	Balanced/ Mixed	Other				Memo	
					Money Market	Guaranteed/ Protected	Real Estate	Other Funds	ETFs	Institutional Funds
<b>Americas</b>										
Argentina	23,618	-223	17,994	9,817	-3,970					
Brazil	4,362	-2,610	-5,285	11,354	-237	-126		1,265	-690	4,092
Canada	19,350	149	4,563	15,163	-876			351		
Chile	909,386	-123,891	775,249	57,725	191,697			8,606	494	
Costa Rica										
Mexico	71,768	-8,444	34,856	4,317	41,039					
Trinidad & Tobago	-203	-9	-59	-135						-14
United States	2,105	-33,355	75,871	13,248	-60,779			7,119	30,825	
<b>Europe</b>										
Austria	363	-93	-373	613	2	-108	287	35		-148
Belgium										
Bulgaria	51	13	0	36	2			0		
Croatia	1,527	-76	726	-51	1,011			-84		
Czech Republic	5,754	404	75	3,400	9	-1	957	911		
Denmark	16,166	2,691	10,941	2,539	16			-20		
Finland	474	-1,162	1,354	73	106	-5	1	107	0	
France	-11,400	-2,700	600	-200	-8,700	-400				
Germany	24,836	1,676	4,313	8,762	-1,322	10	3,025	8,370	-1,304	19,543
Greece	-33	-19	2	-30	17			-3	1	
Hungary	-92,481	-3,114	3,000	-13,370	-126,196	-10,266	43,992	13,474		32,418
Ireland	57,123	7,094	12,783	2,585	30,128		640	3,893	9,649	3,500
Italy	1,960	-604	222	5,247	-327	-84		-2,492		115
Liechtenstein	-326	-247	40	80	-211		0	12		-1
Luxembourg	30,145	-11,318	17,911	9,058	6,715		1,771	6,008		8,919
Malta	70	-4	46	50	-23		7	-6		-2
Netherlands	5,619	2,605	-1,419	113			577	3,743	421	
Norway	8,967	-4,182	7,333	-523	6,559			-220		
Poland	-1,283	-1,229	447	-361	-442			302		
Portugal	-700	-31	-255	-58	-292	-33		-32		
Romania	-125	-6	-219	-30	-8	-20		158	0	
Slovakia	-34	-4	-33	31	-75		47			1
Slovenia	3	-7	12	0	0					
Spain	2,633	-370	2,989	-1,185	116	1,049		34	-23	
Sweden	1,944	8,451	-779	3,654	-8,958			-423	-155	
Switzerland	6,627	86	6,857	-1,509	1,037		218	-61	11	
Turkey	1,844	56	1,047	209	209	33		289	34	
United Kingdom	-5,512	-7,664	-138	-303	814	-85	-2,743	4,606		
<b>Asia and Pacific</b>										
Australia										
China	148,501	-2,595	35,575	44,496	60,828			10,197	-13,014	
India	931,200	84,180	415,090	37,420	380,650			16,820	16,180	
Japan	2,316,018	3,594,540	-949,697		-328,825				286,433	3,224,457
Korea, Rep. of	18,763,564	-2,945,437	9,693,771	-326,182	3,072,773		5,116,207	4,152,433	51,656	
New Zealand	1,311	-54	571	634	186			-26		
Pakistan	-19,247	3,917	-359	4,041	-31,787	-20		4,961		
Philippines	660	-2,266	3,069	-1,116	974				-172	
Taiwan	43,367	-7,488	2,570	3,664	10,733	-217	8,967	25,137	28,305	
<b>Africa</b>										
South Africa	40,300	2,642	2,391	19,003	10,541		571	5,151		

Note: Components may not sum to total because of rounding or missing components. ETFs and Institutional Funds are included in the Totals and underlying categories. New Zealand and Trinidad and Tobago include home-and-foreign domiciled funds. An entry shown as zero indicates an amount that is between \$-0.499 million and \$0.499 million.

Table 10

## NUMBER OF FUNDS

## INCLUDING FUNDS OF FUNDS BY TYPE OF FUND, 2016:Q2

End of quarter

	TOTAL	Equity	Bond	Balanced/ Mixed	Other				Memo	
					Money Market	Guaranteed/ Protected	Real Estate	Other Funds	ETFs	Institutional Funds
<b>World</b>	<b>119,120</b>	<b>36,145</b>	<b>19,754</b>	<b>32,350</b>	<b>2,690</b>	<b>1,569</b>	<b>2,675</b>	<b>17,599</b>	<b>2,911</b>	<b>17,351</b>
<b>Americas</b>	<b>33,241</b>	<b>10,612</b>	<b>6,860</b>	<b>12,542</b>	<b>1,083</b>	<b>49</b>	<b>256</b>	<b>1,837</b>	<b>1,689</b>	<b>2,674</b>
Argentina	366	50	165	120	31					
Brazil	14,615	1,865	2,989	7,879	97	49	256	1,480	14	2,673
Canada	3,907	1,718	466	1,429	100			194		
Chile	2,452	573	575	977	249			78	1	
Costa Rica	66	2	16		46					
Mexico	571	145	177	133	116					
Trinidad & Tobago	44	11	19	14						1
United States	11,220	6,248	2,453	1,990	444			85	1,674	
<b>Europe</b>	<b>55,201</b>	<b>11,998</b>	<b>8,846</b>	<b>14,362</b>	<b>947</b>	<b>1,505</b>	<b>1,568</b>	<b>9,709</b>	<b>609</b>	<b>10,261</b>
Austria	2,054	346	575	1,018	3	48	10	54		836
Belgium	1,297	304	101	209	13	645		25	1	
Bulgaria	109	33	8	54	8			6		
Croatia	85	26	12	8	20			19		
Czech Republic	148	24	35	64	2	3	3	17		
Denmark	585	294	222	67	1			1		
Finland	455	229	105	80	11	4	1	25	3	
France	11,051	1,811	1,187	3,034	242	373	440	3,964		
Germany	5,938	775	1,031	3,347	20	1	339	425	106	3,804
Greece	159	62	39	36	17			5	4	
Hungary	452	82	58	103	46	34	8	121	1	32
Ireland	6,266									2,067
Italy	968	108	198	284	12	29		337		65
Liechtenstein	1,302	329	222	202	28		2	519		2
Luxembourg	14,208	3,787	3,076	4,117	276		322	2,630	437	3,420
Malta	124	26	23	20	2		6	47		31
Netherlands	1,030	369	262	109			123	167	14	
Norway	691	396	160	65	40			30		
Poland	508	186	94	133	55			40		
Portugal	420	48	26	53	6	5	239	43		
Romania	76	15	12	25	1	2		21	1	
Slovakia	89	9	26	44	4		6			4
Slovenia	115	75	9	26	5					
Spain	2,290	769	650	371	40	335		125	2	
Sweden	570	319	70	136	27			18	10	
Switzerland	906	398	268	187	18		34	1	20	
Turkey	390	63	99	91	28	15		94	10	
United Kingdom	2,915	1,115	278	479	22	11	35	975		
<b>Asia and Pacific</b>	<b>28,861</b>	<b>13,134</b>	<b>3,992</b>	<b>4,278</b>	<b>615</b>	<b>15</b>	<b>781</b>	<b>5,976</b>	<b>613</b>	<b>4,416</b>
Australia										
China	2,909	615	550	1,400	234			110	132	
India	870	317	259	28	52			144	61	
Japan	10,345	9,685	655		5				152	4,416
Korea, Rep. of	13,194	1,938	2,312	2,486	144		766	5,548	220	
New Zealand	586	178	72	237	42			57		
Pakistan	201	37	1	29	76	5		53		
Philippines	57	18	23	13	3				1	
Taiwan	699	346	120	85	59	10	15	64	47	
<b>Africa</b>	<b>1,817</b>	<b>401</b>	<b>56</b>	<b>1,168</b>	<b>45</b>		<b>70</b>	<b>77</b>		
South Africa	1,817	401	56	1,168	45		70	77		

Note: Components may not sum to total because of missing components. ETFs and Institutional Funds are included in the Totals and underlying categories. New Zealand and Trinidad and Tobago include home-and-foreign domiciled funds.

**Table 11**  
**TOTAL NET ASSETS INCLUDING FUNDS OF FUNDS**

Millions of units of local currency

	2015				2016	
	Q1	Q2	Q3	Q4	Q1	Q2
<b>World</b>						
<b>Americas</b>						
Argentina	153,356	170,380	183,426	212,528	208,413	248,431
Brazil	4,140,588	4,313,464	4,411,431	4,499,191	4,676,384	4,836,106
Canada	1,584,818	1,590,291	1,567,762	1,623,036	1,637,088	1,682,508
Chile	26,052,413	26,330,121	27,587,201	28,276,293	27,055,164	28,169,747
Costa Rica	1,194,956	1,575,802	1,481,016	1,362,512	1,492,414	1,380,650
Mexico	1,891,238	1,938,748	1,940,584	1,911,203	1,964,830	2,049,702
Trinidad & Tobago	45,974	45,972	45,269	44,850	45,351	45,270
United States	19,984,397	20,009,898	18,903,451	19,474,014	19,630,484	19,923,184
<b>Europe</b>						
Austria	173,900	170,425	164,883	168,238	166,856	168,492
Belgium	123,805	120,631	120,666	127,875	125,493	120,689
Bulgaria	857	852	807	795	801	854
Croatia	13,443	14,754	13,407	13,858	14,071	15,336
Czech Republic	187,434	195,521	197,845	211,266	219,253	226,420
Denmark	813,269	806,700	774,473	805,000	796,346	797,232
Finland	95,468	97,373	92,621	97,416	95,601	97,182
France	1,715,112	1,696,011	1,657,430	1,682,808	1,666,959	1,680,868
Germany	1,753,472	1,713,115	1,669,941	1,726,533	1,758,230	1,804,731
Greece	4,546	4,425	4,437	4,422	4,157	4,153
Hungary	5,059,896	5,123,410	5,107,568	5,216,163	5,115,239	5,039,090
Ireland	1,895,936	1,857,926	1,780,224	1,898,825	1,830,709	1,916,901
Italy	227,163	229,625	228,949	235,348	229,976	232,331
Liechtenstein	45,011	45,384	45,047	45,866	44,052	44,633
Luxembourg	3,524,793	3,528,131	3,366,826	3,506,201	3,395,404	3,461,904
Malta	3,461	3,421	3,403	3,507	3,072	3,139
Netherlands	714,340	679,831	646,241	669,694	675,883	703,938
Norway	912,387	901,275	885,010	904,348	897,998	917,954
Poland	137,774	138,099	134,042	132,590	132,044	129,454
Portugal	23,299	22,601	21,970	23,149	22,314	21,616
Romania	19,710	20,023	19,615	20,974	21,015	21,074
Slovakia	5,603	5,653	5,600	5,697	5,573	5,589
Slovenia	2,433	2,404	2,193	2,309	2,217	2,264
Spain	249,124	252,014	246,701	252,333	247,646	249,182
Sweden	2,684,262	2,612,754	2,474,418	2,624,265	2,547,619	2,595,449
Switzerland	442,895	441,197	440,711	473,738	470,767	494,328
Turkey	37,968	38,636	38,906	37,599	37,268	39,647
United Kingdom	1,092,435	1,074,141	1,036,119	1,087,736	1,109,864	1,133,261
<b>Asia and Pacific</b>						
Australia	2,073,006	2,059,933	2,033,910	2,087,995	2,069,294	2,143,683
China	5,083,979	6,947,247	6,531,082	8,202,411	7,531,505	7,673,993
India	9,160,020	10,318,960	10,418,510	11,200,340	10,591,540	12,052,330
Japan	148,038,592	154,752,214	149,808,842	159,729,968	156,036,292	152,240,342
Korea, Rep. of	401,134,075	417,751,259	395,718,583	415,909,793	439,822,820	453,444,070
New Zealand	55,423	57,585	58,285	61,350	62,910	64,984
Pakistan	464,136	425,555	450,816	469,128	483,340	471,562
Philippines	245,701	240,455	230,712	235,868	242,540	252,625
Taiwan	2,009,295	2,129,926	2,022,223	2,203,665	2,165,029	2,221,928
<b>Africa</b>						
South Africa	2,086,581	2,100,472	2,127,971	2,246,253	2,271,156	2,315,362

Note: New Zealand and Trinidad and Tobago include home-and-foreign domiciled funds. ETFs and Institutional funds are included in the totals. An entry shown as zero is less than .500 million.

Table 12

**TOTAL NET SALES INCLUDING FUNDS OF FUNDS**

Millions of units of local currency

	2015				2016	
	Q1	Q2	Q3	Q4	Q1	Q2
<b>World</b>						
<b>Americas</b>						
Argentina	11,999	11,085	7,239	10,358	-16,467	23,618
Brazil	21,784	34,245	-1,310	-18,598	33,978	4,362
Canada	49,800	34,553	23,241	59,078	31,374	19,350
Chile	-1,148,794	72,580	1,165,039	686,105	-1,206,205	909,386
Costa Rica	62,468	377,642	-93,799	-118,195		
Mexico	38,179	33,777	1,001	-88,038	28,191	71,768
Trinidad & Tobago	267	359	-337	-437	-30	-203
United States	108,447	98,003	52,437	182,524	85,442	2,105
<b>Europe</b>						
Austria	3,110	1,915	-4	788	-1,202	363
Belgium						
Bulgaria	46	5	-32	-20	11	51
Croatia	161	438	390	722	309	1,527
Czech Republic	9,812	11,004	7,988	10,319	6,507	5,754
Denmark	10,637	27,765	5,523	4,743	1,740	16,166
Finland	3,810	4,173	120	717	-371	474
France	26,100	-500	2,900	-6,500	17,200	-11,400
Germany	52,104	27,084	26,670	42,500	30,774	24,836
Greece	-237	-9	-52	-89	-130	-33
Hungary	23,545	30,871	21,149	49,166	-148,257	-92,481
Ireland	51,327	-11,899	12,330	63,220	-1,628	57,123
Italy	10,278	8,551	5,384	2,747	-1,440	1,960
Liechtenstein	-60	732	537	-318	-960	-326
Luxembourg	131,380	98,987	30,365	37,239	-15,310	30,145
Malta	-465	90	101	42	-282	70
Netherlands	-10,892	-1,796	5,794	1,811	8,927	5,619
Norway	36,300	-6,208	5,080	-23,513	17,116	8,967
Poland	4,556	1,904	-1,814	-1,211	-1,504	-1,283
Portugal	165	-315	-272	753	-330	-700
Romania	1,170	148	-452	653	3	-125
Slovakia	142	106	64	66	-104	-34
Slovenia	66	3	10	12	-15	3
Spain	12,890	7,772	1,162	2,255	-618	2,633
Sweden	41,941	13,315	2,862	39,433	-4,044	1,944
Switzerland	12,581	4,877	-663	15,244	6,088	6,627
Turkey	1,694	-427	-44	-1,802	-1,496	1,844
United Kingdom	-5,243	9,146	2,861	5,383	-1,140	-5,512
<b>Asia and Pacific</b>						
Australia						
China	222,622	1,529,354	100,534	1,101,846	-180,288	148,501
India	320,760	1,128,280	-71,720	737,260	-455,020	931,200
Japan	7,559,163	7,104,641	7,912,920	5,665,801	2,744,021	2,316,018
Korea, Rep. of	19,937,630	13,303,369	4,066,347	-3,029,954	22,808,937	18,763,564
New Zealand	1,056	702	1,427	1,093	791	1,311
Pakistan	29,287	-54,535	25,549	3,475	15,093	-19,247
Philippines	8,063	1,305	104	5,403	1,283	660
Taiwan	-9,632	76,531	10,370	141,528	-25,599	43,367
<b>Africa</b>						
South Africa	29,367	28,194	53,044	27,014	28,802	40,300

Note: New Zealand and Trinidad and Tobago include home-and-foreign domiciled funds. ETFs and Institutional funds are included in the totals. An entry shown as zero indicates an amount that is between \$-0.499 million and \$0.499 million.

Table 13

**NUMBER OF FUNDS INCLUDING FUNDS OF FUNDS**

	2015				2016	
	Q1	Q2	Q3	Q4	Q1	Q2
<b>World</b>	<b>113,922</b>	<b>115,349</b>	<b>115,965</b>	<b>117,212</b>	<b>117,763</b>	<b>119,120</b>
<b>Americas</b>	<b>32,455</b>	<b>32,765</b>	<b>32,805</b>	<b>32,978</b>	<b>33,021</b>	<b>33,241</b>
Argentina	314	325	342	346	357	366
Brazil	14,428	14,477	14,354	14,444	14,458	14,615
Canada	3,779	3,824	3,850	3,894	3,881	3,907
Chile	2,472	2,525	2,572	2,500	2,476	2,452
Costa Rica	66	67	67	66	64	66
Mexico	561	567	561	563	569	571
Trinidad & Tobago	44	44	44	44	44	44
United States	10,791	10,936	11,015	11,121	11,172	11,220
<b>Europe</b>	<b>54,302</b>	<b>54,548</b>	<b>54,662</b>	<b>55,036</b>	<b>55,093</b>	<b>55,201</b>
Austria	2,096	2,089	2,090	2,076	2,070	2,054
Belgium	1,388	1,370	1,351	1,351	1,351	1,297
Bulgaria	104	104	104	105	107	109
Croatia	84	82	83	85	85	85
Czech Republic	140	142	145	144	146	148
Denmark	537	562	559	571	587	585
Finland	463	458	451	457	458	455
France	11,268	11,227	11,110	11,122	11,050	11,051
Germany	5,873	5,864	5,902	5,917	5,930	5,938
Greece	164	164	164	163	160	159
Hungary	413	419	427	442	455	452
Ireland	5,897	6,007	6,060	6,201	6,242	6,266
Italy	849	875	890	909	939	968
Liechtenstein	1,175	1,199	1,231	1,272	1,270	1,302
Luxembourg	13,910	14,015	14,081	14,108	14,179	14,208
Malta	116	121	130	132	129	124
Netherlands	984	992	995	1,015	1,039	1,030
Norway	620	637	644	700	684	691
Poland	466	473	470	471	490	508
Portugal	450	436	435	437	428	420
Romania	69	73	71	74	74	76
Slovakia	88	88	87	88	88	89
Slovenia	112	112	112	112	114	115
Spain	2,269	2,255	2,246	2,238	2,255	2,290
Sweden	567	578	575	560	545	570
Switzerland	884	892	892	904	905	906
Turkey	407	389	390	387	400	390
United Kingdom	2,909	2,925	2,967	2,995	2,913	2,915
<b>Asia and Pacific</b>	<b>25,597</b>	<b>26,456</b>	<b>26,859</b>	<b>27,492</b>	<b>27,892</b>	<b>28,861</b>
Australia						
China	1,881	2,230	2,384	2,558	2,723	2,909
India	848	866	882	880	870	870
Japan	9,082	9,385	9,556	9,804	10,018	10,345
Korea, Rep. of	12,294	12,467	12,533	12,726	12,761	13,194
New Zealand	612	611	600	609	579	586
Pakistan	180	183	189	188	197	201
Philippines	53	55	55	55	55	57
Taiwan	647	659	660	672	689	699
<b>Africa</b>	<b>1,568</b>	<b>1,580</b>	<b>1,639</b>	<b>1,706</b>	<b>1,757</b>	<b>1,817</b>
South Africa	1,568	1,580	1,639	1,706	1,757	1,817

Note: New Zealand and Trinidad and Tobago include home-and-foreign domiciled funds. ETFs and Institutional funds are included in the totals.