

**FOR IMMEDIATE RELEASE**

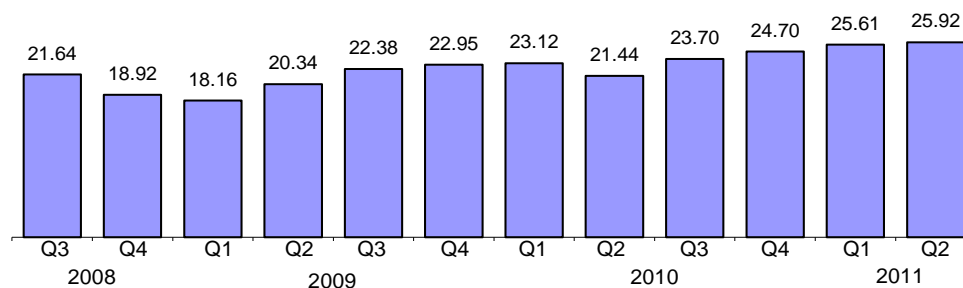
Media Contact: Mike McNamee 202/326-5864  
Data Contact: Nick Rodriguez 202/326-5946

**WORLDWIDE MUTUAL FUND ASSETS AND FLOWS  
Second Quarter 2011**

**WASHINGTON, DC, October 20, 2011** — Mutual fund assets worldwide increased 1.2 percent to \$25.92 trillion at the end of the second quarter of 2011. Worldwide net cash flows into all funds rose to \$106 billion in the second quarter, after posting \$78 billion of net inflows in the first quarter of 2011. Flows into long-term funds rose modestly to \$191 billion from \$179 billion in the previous quarter. Equity funds worldwide had net inflows of \$24 billion in the second quarter, down from \$61 billion of net flows in the first quarter. Flows into bond funds were \$100 billion in the second quarter, rising from \$57 billion of net flows in the previous quarter. Flows out of money market funds slowed to \$85 billion in the second quarter of 2011, after experiencing \$101 billion of net outflows in the first quarter of 2011.

The Investment Company Institute compiles worldwide statistics on behalf of the International Investment Funds Association, an organization of national mutual fund associations. The collection for the second quarter of 2011 contains statistics from 45 countries.

**WORLDWIDE MUTUAL FUND ASSETS**  
(trillionsof U.S. dollars, end of quarter)

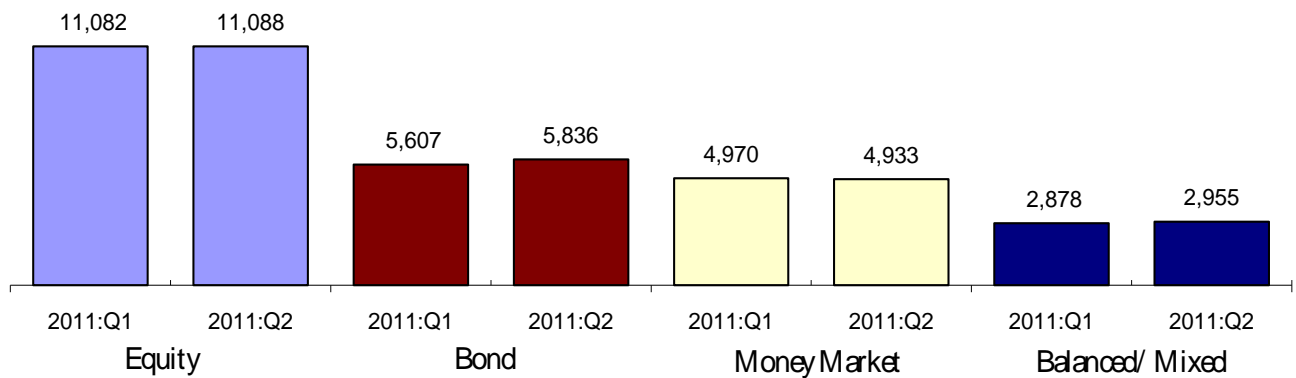


The growth rate of total mutual fund assets reported in U.S. dollars was boosted by depreciation of the dollar. For example, on a U.S. dollar–denominated basis, mutual fund assets in Europe increased 1.2 percent in the second quarter, compared with a decrease of 0.5 percent on a Euro-denominated basis.

On a U.S. dollar–denominated basis, equity fund assets remained about unchanged at \$11.1 trillion at the end of the second quarter of 2011. Balanced/mixed fund assets rose 2.7 percent in the second quarter, while money market assets were down 0.7 percent. Bond fund assets increased 4.1 percent in the second quarter to \$5.8 trillion.

(more)

**WORLDWIDE ASSETS OF EQUITY, BOND, MONEY MARKET, AND  
BALANCED/MIXED FUNDS**  
(billions of U.S. dollars, end of quarter)



Net cash flows into mutual funds worldwide were \$106 billion in the second quarter of 2011. Inflows into equity funds worldwide slowed further in the second quarter to \$24 billion, after experiencing \$61 billion of net inflows in the first quarter of 2011. In the Americas, equity funds posted outflows of \$10 billion in the second quarter, compared with net inflows of \$48 billion in the first quarter. Flows into European equity funds rose slightly to \$11 billion in the second quarter from \$7 billion of net inflows in the previous quarter.

Flows into bond funds worldwide were \$100 billion in the second quarter of 2011, compared with \$57 billion of net inflows in the first quarter. Bond funds reported \$76 billion of net inflows in the Americas and \$14 billion of net inflows in Europe in the second quarter, up from \$63 billion and \$9 billion, respectively, in the first quarter. In the Asia and Pacific region, bond funds recorded net inflows of \$10 billion in the second quarter after witnessing net outflows of \$5 billion in the first quarter.

Flows into balanced/mixed funds worldwide rose modestly, with \$57 billion of net inflows in the second quarter of 2011, compared with \$45 billion of net inflows in the first quarter of 2011. Flows into balanced/mixed funds in Europe and the Americas were \$33 billion and \$17 billion, respectively, in the second quarter.

Net outflows from money market funds slowed somewhat in the second quarter. Money market funds worldwide experienced \$85 billion of net outflows in the second quarter of 2011, down from \$101 billion of outflows in the first quarter of 2011. Money market funds in the Americas and in Europe experienced net outflows of \$45 billion and \$43 billion, respectively, in the second quarter after witnessing net inflows of \$75 billion and \$16 billion, respectively, in the previous quarter. In contrast, money market funds in the Asia and Pacific region posted net inflows of \$5 billion in the second quarter, compared with \$12 billion of net outflows in the first quarter.

## NET SALES OF MUTUAL FUNDS WORLDWIDE

(billions of U.S. dollars)

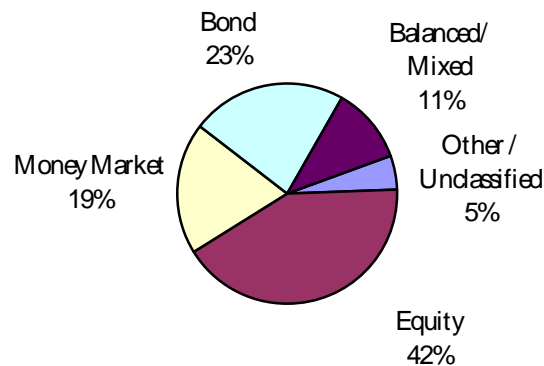
	2009		2010				2011	
	Q3	Q4	Q1	Q2	Q3	Q4	Q1	Q2
All Funds	69	77	-72	-84	196	152	78	106
Long Term	352	283	323	168	213	196	179	191
Equity	66	62	70	-3	-23	92	61	24
Bond	219	179	169	103	164	31	57	100
Balanced/Mixed	67	46	52	46	36	38	45	57
Other	*	-5	8	4	13	10	15	11
Money Market	-283	-206	-395	-253	-17	-45	-101	-85

\* Less than \$0.5 billion.

Note: Thirty-eight countries reported in 2009:Q3 and 2009:Q4; 39 countries in 2010:Q1; 40 countries reported in 2010:Q2; 41 countries reported in 2010:Q3, 2010:Q4, 2011:Q1 and 2011:Q2. Assets of reporting countries represented 94.0 percent of assets of all countries at the end of 2011:Q2. Net sales are new sales plus reinvested dividends less redemptions plus net exchanges. Components may not sum to total because of rounding or unclassified funds.

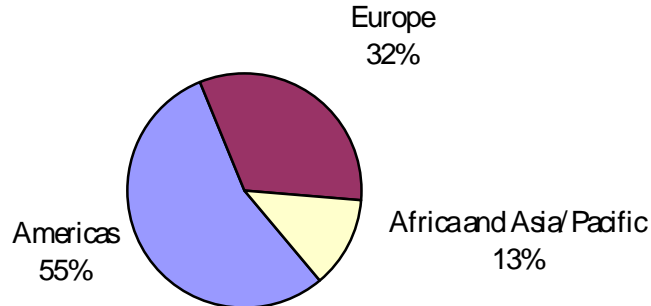
At the end of the second quarter of 2011, 42 percent of worldwide mutual fund assets were held in equity funds. The asset share of bond funds was 23 percent and the asset share of balanced/mixed funds was 11 percent. Money market fund assets represented 19 percent of the worldwide total.

### PERCENT OF WORLDWIDE MUTUAL FUND ASSETS BY TYPE OF FUND, 2011:Q2



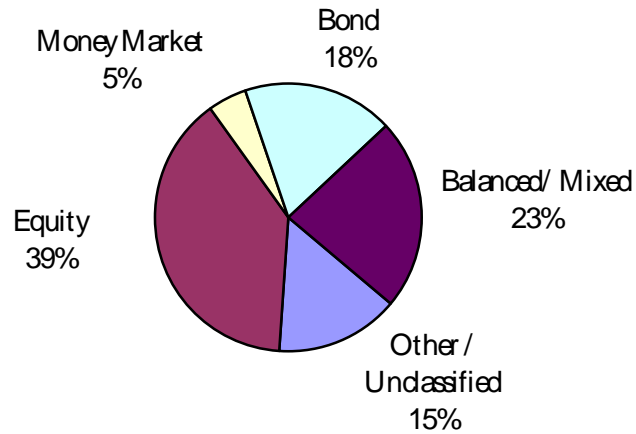
By region, 55 percent of worldwide assets were in the Americas in the second quarter of 2011, 32 percent were in Europe, and 13 percent were in Africa and the Asia and Pacific region.

## PERCENT OF WORLDWIDE MUTUAL FUND ASSETS BY REGION, 2011:Q2



The number of mutual funds worldwide stood at 71,030 at the end of the second quarter of 2011. By type of fund, 39 percent were equity funds, 23 percent were balanced/mixed funds, 18 percent were bond funds, and 5 percent were money market funds.

## PERCENT OF WORLDWIDE MUTUAL FUNDS BY TYPE OF FUND, 2011:Q2



Note: Other/unclassified includes total funds in Ireland.