

FOR IMMEDIATE RELEASE

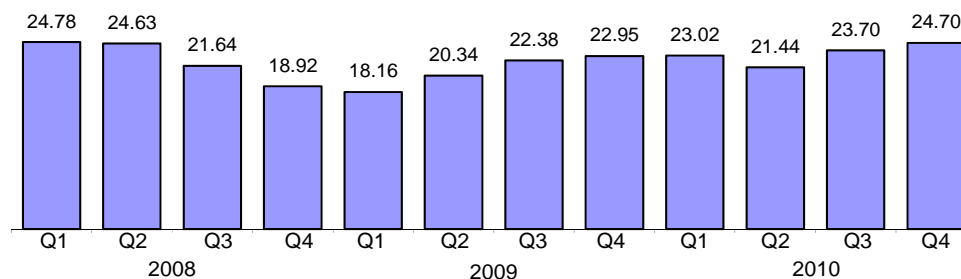
Media Contacts: Mike McNamee 202/326-5864
Data Contact: Nick Rodriguez 202/326-5946

WORLDWIDE MUTUAL FUND ASSETS AND FLOWS Fourth Quarter 2010

WASHINGTON, DC, April 28, 2011 – Mutual fund assets worldwide increased 4.2 percent to \$24.70 trillion at the end of the fourth quarter of 2010. Worldwide net cash flows into all funds were \$115 billion in the fourth quarter, after registering \$146 billion of net inflows in the previous quarter. Net inflows in the second half of 2010 more than offset the net outflows experienced in the first half of 2010, resulting in net flows into all funds of \$57 billion dollars for the year as a whole.. Flows into long-term funds were down slightly to \$171 billion from \$190 billion in the third quarter of 2010. For the full year, net flows into long term-funds were \$810 billion. Flows into bond funds slowed to \$31 billion in the fourth quarter from an average pace of \$145 billion per quarter in the first three quarters of the year. Equity funds worldwide registered net inflows of \$92 billion in the fourth quarter of 2010, after experiencing net outflows in the previous two quarters. Outflows from money market funds were \$56 billion in the fourth quarter, about on par with the \$44 billion of outflows in the third quarter, but below the quarterly pace of \$327 billion of outflows set in the first half of the year. For the full year, net outflows from money market funds in 2010 were \$753 billion.

The Investment Company Institute compiles worldwide statistics on behalf of the International Investment Funds Association, an organization of national mutual fund associations. The collection for the fourth quarter of 2010 contains statistics from 45 countries.

WORLDWIDE MUTUAL FUND ASSETS (trillions of U.S. dollars, end of quarter)

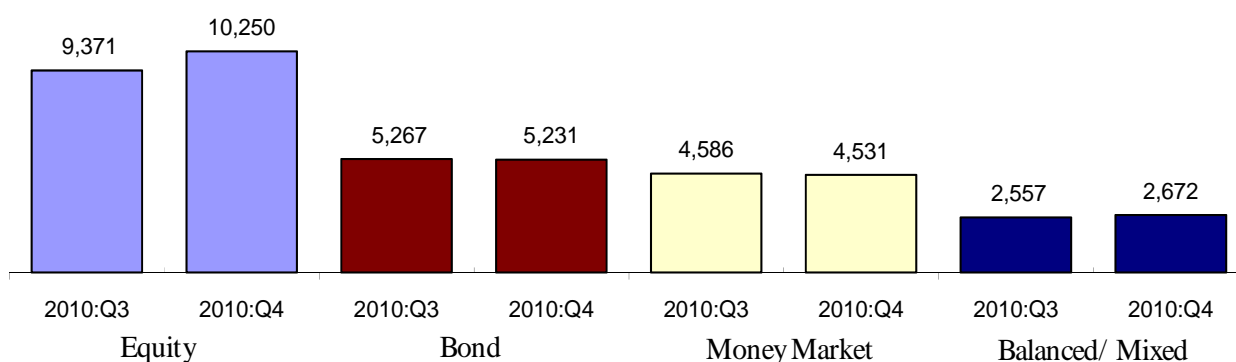


(more)

The growth rate of total mutual fund assets reported in U.S. dollars was reduced by appreciation of the dollar. For example, on a U.S. dollar-denominated basis, mutual fund assets in Europe increased 1.6 percent in the fourth quarter, compared with a 3.8 percent increase on a Euro-denominated basis.

On a U.S. dollar-denominated basis, equity fund assets rose 9.4 percent to \$10.2 trillion at the end of the fourth quarter of 2010. Balanced/mixed fund assets were up 4.5 percent and bond fund assets were down 0.7 percent in the fourth quarter. Money market fund assets fell 1.2 percent in the fourth quarter to \$4.5 trillion.

**WORLDWIDE ASSETS OF EQUITY, BOND, MONEY MARKET, AND
BALANCED/MIXED FUNDS**
(billions of U.S. dollars, end of quarter)



Net cash flows into mutual funds worldwide were \$115 billion in the fourth quarter of 2010. Equity funds worldwide experienced inflows of \$92 billion in the fourth quarter, compared with net outflows of \$23 billion in the third quarter. Equity funds in the Americas had net inflows of \$42 billion in the fourth quarter, compared with net outflows of \$33 billion in the third quarter. Europe experienced \$53 billion of net inflows in the fourth quarter, up from \$5 billion of inflows in the third quarter.

Flows into bond funds worldwide slowed to \$31 billion in the fourth quarter of 2010 from \$164 billion in the third quarter. Bond funds reported \$34 billion of net inflows in the Americas and \$1 billion of net inflows in Europe in the fourth quarter, down from \$115 billion and \$48 billion, respectively, in the third quarter of 2010.

Flows into balanced/mixed funds worldwide remained fairly steady, with \$38 billion of net inflows in the fourth quarter of 2010, compared with \$36 billion of net inflows in the third quarter. Flows into balanced/mixed funds in the Americas and Europe were \$31 billion and \$6 billion, respectively, in the fourth quarter.

Money market funds worldwide experienced \$56 billion of net outflows in the fourth quarter of 2010, marking the seventh consecutive quarter with net outflows from money market funds. The pace of outflows from European money market funds accelerated with \$66 billion of net outflows in the fourth quarter, compared with \$21 billion of outflows in the third quarter. In contrast, money market funds in the Americas registered \$5 billion of net inflows in the fourth quarter after experiencing \$23 billion of net outflows in the previous quarter.

NET SALES OF MUTUAL FUNDS WORLDWIDE
(billions of U.S. dollars)

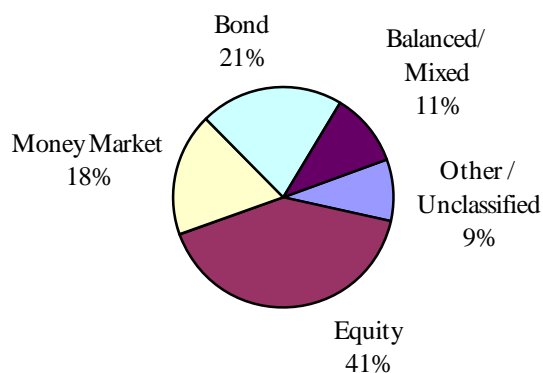
	2009				2010			
	Q1	Q2	Q3	Q4	Q1	Q2	Q3	Q4
All Funds	45	81	69	77	-108	-97	146	115
Long Term	-16	293	352	283	299	150	190	171
Equity	-39	93	66	62	70	-3	-23	92
Bond	59	165	219	179	169	103	164	31
Balanced/Mixed	-22	35	67	46	52	46	36	38
Other	-15	1	*	-5	8	4	13	10
Money Market	61	-212	-283	-206	-406	-247	-44	-56

* Less than \$0.5 billion.

Note: Thirty-seven countries reported in 2009:Q1 and 2010:Q1; 38 countries reported in 2009:Q2, 2009:Q3 and 2009:Q4; 39 countries reported in 2010:Q2; 40 countries reported in 2010:Q3 and 2010:Q4. Assets of reporting countries represented 90.0 percent of assets of all countries at the end of 2010:Q4. Net sales are new sales plus reinvested dividends less redemptions plus net exchanges. Components may not sum to the total because of rounding.

At the end of the fourth quarter of 2010, 41 percent of worldwide mutual fund assets were held in equity funds. The asset share of bond funds was 21 percent and the asset share of balanced/mixed funds was 11 percent. Money market fund assets represented 18 percent of the worldwide total.

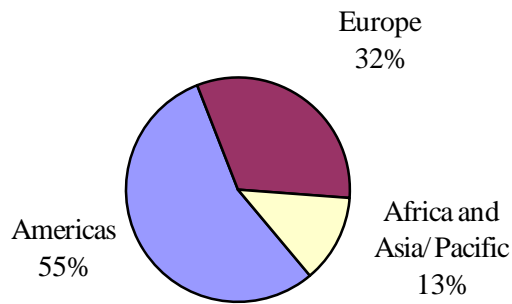
**PERCENT OF WORLDWIDE MUTUAL FUND
ASSETS BY TYPE OF FUND, 2010:Q4**



Note: Other/unclassified includes the total net assets of Ireland.

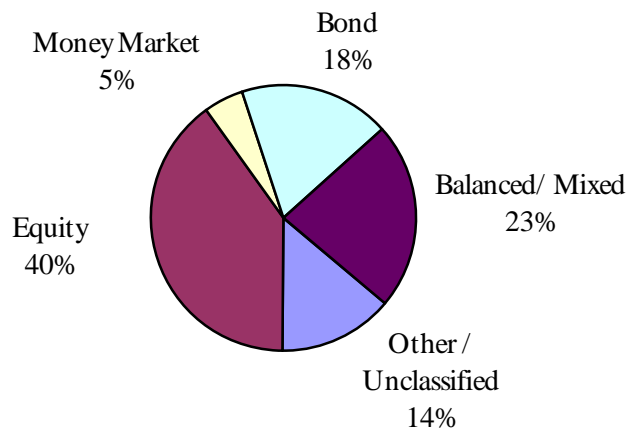
By region, 55 percent of worldwide assets were in the Americas in the fourth quarter of 2010, 32 percent were in Europe, and 13 percent were in Africa and the Asia and Pacific region.

**PERCENT OF WORLDWIDE MUTUAL FUND ASSETS BY REGION,
2010:Q4**



The number of mutual funds worldwide stood at 69,519 at the end of the fourth quarter of 2010. By type of fund, 40 percent were equity funds, 23 percent were balanced/mixed funds, 18 percent were bond funds, and 5 percent were money market funds.

**PERCENT OF WORLDWIDE MUTUAL FUNDS BY TYPE OF
FUND, 2010:Q4**



Note: Other/unclassified includes total funds in Ireland.

- ICI -

ICI-11-60